

50
Years

ZOLOTO[®]

VALVES



Touching Lives Everyday.. Everywhere...

CATALOGUE

Company Profile



Zoloto's world, as we humbly know and call it, is one with no boundaries - Flourishing, Adapting & Challenging. A world that holds various skills, ongoing innovations and is on its way of continuous & consistent growth with the Grace of God.

Founded in the Year 1966 and turning into a contemporary yet world class solution provider with manufacturing state of the art quality Valves and having a well-established ultra-modern Research & Development facility, we have made ZOLOTO not only an envisioned performer, but also a harbinger by setting world standards within the country in its own right.

ZOLOTO has earned an image of excellence and innovation by bringing to the market, superior & value engineered products with utmost emphasis on quality, reliability, ease of operation, and lifelong durability. ZOLOTO valves have an extremely broad installation base and are a preferred name for major Consultants, Contractors & Companies countrywide.

After joining hands with the country's top end spectrum of Valve users, we understand the high standards of Essence, Fidelity & Safety which the consumers require. With over Five decades of experience in Valve manufacturing, a highly proficient team of professionals along with cutting edge technology, we are committed to deliver only the highest quality products, which we ensure will operate reliably for years to come.

While serving the nation in terms of plumbing needs of millions of condominiums in the Indian subcontinent, the company feels elated by adding extra mileage to the country's fast developing real estate sector. Our contribution to the plumbing industry in the form of being pro-active & innovative bears the stamp of unmatched quality. We take pride in mentioning that Zoloto was the first company in India to indigenously produce Forged Brass Ball Valve about Two decades ago. The overwhelming response from the market & fraternity inspired us to be the first ones again to develop Forged Brass Pressure Reducing Valve (Compact Design), as well.



CORPORATE OFFICE & WORKS

Apart from the Overseas Market, our nationwide spread out network of prestigious authorised stockists coupled with our professional back-up team support, in terms of Zonal offices in major 'A' class cities and Branch offices in prominent 'B' class cities continue to deliver effective & prompt services that we provide for all our products ensuring that we keep touching Lives. Everyday.. Everywhere.

At ZOLOTO, we understand, our ongoing environmental responsibility to its core. With a desire of making our planet a greener place to live in, we have been taking pro-active measures: like installing a requisite Sewerage Treatment Plant to recycle waste water for using the same to nurture various plantations and extensive tree plantations on a continual basis, thereby reducing our Carbon Footprint to the minimal. We strongly believe that when we "Heal the environment. We heal ourselves."

Summing up here, we at ZOLOTO endeavour to keep persevering on our traditional strengths, humility and innovative zeal to fulfill our

vision of becoming a niche player in the valve industry who are dedicated to professionalism & excellence, while striving for the highest levels of satisfaction and delight for our worthy consumers.

“
We are very
Ordinary people,
with Extra Ordinary
determination

- Team Zoloto -

”

From the Chairman's Desk



It gives me immense pleasure and privilege in releasing the 5th edition of ZOLOTO's Catalogue while commemorating more than 50 years of dedication and service to the nation.

With the ineffable Grace of God, ZOLOTO has become a name to reckon and be associated with. Our collective dream of carving a small niche in the valve industry has been realised.

I extend my most profound blessings to everyone and appreciate you too as a member of the ZOLOTO family for your Loving & Loyal patronage, resulting in the strength of our company.

S.V Hans
Chairman

From the Vice Chairman's Desk



Feeling extremely humbled while looking back to the throbbing response Zoloto has received from YOU, the staunch loyalist and the Nation since last 3 decades. This has only been possible because of the solidarity, camaraderie and incessant hard work put in by our every Zoloto team mate.

With your continuous blessings, communion and guidance, we are indeed proud to share that Zoloto has constantly practiced thorough transparent corporate governance.

With the Grace of Almighty, Zoloto and its team is bestowed with incredible perseverance, passion, persistence and has the pride of continuously touching the lives of millions, everyday.. everywhere.

Namie Hans
Vice Chairman

From the President's Desk



An eventful, path-breaking and steadfast journey that ZOLOTO has gone through for more than 50 years, has built a sustainable corporate reputation founded on ethics, integrity and transparent principles along the way.

We believe that business does not come on its own, but it is the will, devotion & dedication of every team member that induces the same.

Our product basket is gradually & continuously upgrading to meet consumer preferences as we propel ourselves forward into a value-driven world based on the Bedrock principle of incorporating exceptional Quality into every Zoloto Product.

We are confident that in the years to come the company will add brighter & even greater lustre to its motto of "Product Satisfaction".

Ashu Hans
President

From the President's (Sales & Marketing) Desk



I acknowledge the strenuous efforts of our team for adopting its guiding principles to become a worthy organisation having a strong distribution footprint, reaching virtually the remotest parts of the country through our business partners.

We are strengthening our base and heading towards becoming the preferred manufacturing house by offering innovative & value engineered products and services.

We are confident that our collective "WILL TO WIN" will drive us to our ultimate goal of Consistent Quality & Customer Satisfaction.

Buntie Hans
President (Sales & Marketing)

From the Vice President's (Operations) Desk

I feel truly blessed under the able guidance of my worthy mentors with the vision of transforming and catapulting ZOLOTO to new heights.

With a perspective to move alongside time, we have now updated our print catalogue in addition to completely re-vamping our website focused on simplifying product content, product search while being more interactive and providing greater supporting resources.


Our deviant, unrelenting determination and ambitious plans to sustain our heritage and traditional values have to go hand in hand while expanding our product portfolio meant for garnering to a larger clientele.

At ZOLOTO, the belief has always been - "Bringing excellence in whatever we do is an ongoing Journey and not a Destination".

Karan Hans
Vice President (Operations)



Glimpses of Our Infrastructure



Products of Quality ...





CNC SECTION



POST PAINT INSPECTION



IN PROCESS INSPECTION

have no Fear of Time ...



ASSEMBLY



PRESSURE TESTING



PAINT SHOP



PRE-DELIVERY INSPECTION & PACKAGING



DESPATCH

*The finest metals have to go through
the hottest fire ...*



ZOLOTO PRODUCT ALLOYS

BRONZE . BRASS . CAST IRON . CAST STEEL . FORGED STEEL . STAINLESS STEEL

Index

Article No.	Product	Page No.	Article No.	Product	Page No.
1001	Bronze Globe Valve (Screwed)	12	1066	Cast Iron Globe Steam Stop Valve Angle Pattern (Flanged)	68
1001A	Bronze Angle Globe Valve No.4 (Screwed)	13	1067	Cast Iron Horizontal Lift Check Valve Straight Pattern (Flanged)	69
1002	Bronze Globe Valve No.5 (Screwed)	14	1068	Cast Iron Horizontal Lift Check Valve Angle Pattern (Flanged)	70
1003	Bronze Globe Valve No.8 (Flanged)	15	1069	Cast Iron Y-Type Strainer (Screwed)	71
1004	Bronze Globe Valve (One Side Flanged) with PTFE Seating	16	1070	Cast Iron Y-Type Strainer (Flanged)	72
1005	Bronze Needle Valve (Screwed)	17	1071	Cast Steel Globe Steam Stop Valve (Flanged)	73
1006	Bronze Gate Valve (Hex. Type) (Screwed)	18	1072	Cast Steel Horizontal Lift Check Valve (Flanged)	74
1007	Bronze Gate Valve (Pig. Type) (Screwed)	19	1073	Cast Steel Y-Type Strainer (Flanged)	75
1008	Bronze Ball Valve (Screwed)	20	1074	Forged Steel Globe Valve, Class-800 (Standard Bore)	76
1008A	Bronze Ball Valve E-Model (Screwed)	21	1074A	Forged Steel Globe Valve, Class-800 (Full Bore)	77
1008B	Forged Brass Ball Valve (Screwed)	22	1075	Forged Steel Gate Valve, Class-800 (Standard Bore)	78
1009	Bronze Vertical Check Valve (Screwed)	23	1075A	Forged Steel Gate Valve, Class-800 (Full Bore)	79
1009A	Forged Brass Multi-Utility Check Valve (Screwed)	24	1076	Forged Steel Horizontal Lift Check Valve, Class-800 (Std. Bore)	80
1010	Bronze Horizontal Check Valve (Screwed)	25	1076A	Forged Steel Horizontal Lift Check Valve, Class-800 (Full Bore)	81
1010A	Bronze Angle Type Lift Check Valve (Screwed)	26	1077	Cast Steel Gate Valve, Class-150 (Flanged)	82
1011	Bronze Horizontal Check Valve No.5 (Screwed)	27	1078	Butterfly Valve (Wafar Type), PN 16 with S.G Iron Disc	83
1012	Bronze Horizontal Check Valve No.8 (Flanged)	28	1078A	Butterfly Valve (Wafar Type), PN 16 with S.G Iron Disc - Gear Operated	84
1013	Bronze Horizontal Check Valve No.9 (Screwed)	29	1078B	Butterfly Valve (Wafar Type), PN 16 with S.S 304 Disc	85
1014	Bronze Horizontal Check Valve No.9 (Flanged)	30	1078C	Butterfly Valve (Wafar Type), PN 16 with S.S 304 Disc - Gear Operated	88
1018	Bronze Ferrule Cock (Medium)	31	1078D	Butterfly Valve (Wafar Type), PN 10 with Pneumatic Actuator	89
1019	Bronze Ferrule Cock (Heavy)	32	1078F	Butterfly Valve (Wafar Type), PN 10 with Electrical Actuator	90
1022A	Forged Brass Ball Bib Cock (Chrome Plated)	33	1078G	Butterfly Valve (Wafar Type), PN 25 with S.G Iron Disc	91
1024A	Forged Brass Ball Bib Cock with Hose Union (Chrome Plated)	34	1078H	Butterfly Valve (Wafar Type), PN 25 with S.G Iron Disc - Gear Operated	92
1031	Bronze Union Bonnet Globe Valve (Screwed)	35	1078I	Butterfly Valve (Wafar Type), PN 25 with S.S 304 Disc	93
1032	Bronze Union Bonnet Globe Valve (Flanged)	36	1078J	Butterfly Valve (Wafar Type), PN 25 with S.S 304 Disc - Gear Operated	94
1033	Bronze Globe Valve (Screwed)	37	1079A	Cast Iron Sluice Valve, PN 1.0 (Flanged)	95
1034	Bronze Globe Valve (Flanged)	38	1079B	Cast Iron Sluice Valve, PN 1.6 (Flanged)	96
1035	Bronze Gate Valve (Screwed)	39	1079C	Cast Iron Sluice Valve, PN 1.0 (Flanged) with Rising Stem	97
1035A	Bronze Gate Valve, Class-2 (Screwed)	42	1080A	S.S (CF8M / S.S 316) 3 Pc. Design Ball Valve, Class-150 (Screwed)	98
1035B	Bronze Gate Valve Rising Stem (Screwed)	43	1080B	S.S (CF8M / S.S 316) 3 Pc. Design Ball Valve, Class-150 (Flanged)	99
1036	Bronze Gate Valve (Flanged)	44	1081	S.S (CF8 / S.S 304) 3 Pc. Design Ball Valve, Class-150 (Screwed)	100
1037	Bronze Vertical Check Valve (Screwed)	45	1081A	S.S (CF8 / S.S 304) 3 Pc. Design Ball Valve, Class-150 (Flanged)	101
1038	Bronze Horizontal Check Valve (Screwed)	46	1082	Cast Iron Dual Plate (Wafar Type) Check Valve, PN 16	102
1039	Bronze Horizontal Check Valve (Flanged)	47	1083	Cast Iron Non Return Valve, PN 1.0 (Flanged)	103
1040A	Bronze Compact Pressure Reducing Valve (Screwed)	48	1083A	Cast Iron Non Return Valve, PN 1.6 (Flanged)	104
1040B	Forged Brass Compact Pressure Reducing Valve (Screwed)	49	1084	Cast Iron Y-Type Strainer, PN 10 (Flanged)	105
1041	Bronze Globe Steam Stop Valve (Screwed)	50	1084A	Cast Iron Y-Type Strainer, PN 16 (Flanged)	106
1042	Bronze Globe Steam Stop Valve (Flanged)	51	1085	Bronze Ball Valve with Integral Strainer (Screwed)	107
1043	Bronze Horizontal Lift Check Valve (Screwed)	52	1085A	Bronze Ball Valve with Integral Strainer & Flare Nut (Mixed Ends)	108
1044	Bronze Horizontal Lift Check Valve (Flanged)	53	1085B	Bronze Ball Valve with Flare Nut (Mixed Ends)	109
1045	Bronze Vertical Lift Check Valve (Screwed)	54	1086	Stainless Steel Thermodynamic Steam Trap (Screwed)	110
1046	Bronze Vertical Lift Check Valve (Flanged)	55	1087	Bronze Double Regulating Balancing Valve (Screwed) with Nozzle	111
1047	Bronze Asbestos Packed Water Level Gauge (Screwed)	56	1087A	Cast Iron Double Regulating Balancing Valve (Flanged) with Nozzle	112
1048	Bronze Asbestos Packed Water Level Gauge (Flanged)	57	1088	Cast Steel Three Piece Design Ball Valve, Class-150 (Screwed)	113
1049	Bronze Sleeve Packed Water Level Gauge (Screwed)	58	1089	Cast Steel Three Piece Design Ball Valve, Class-150 (Flanged)	114
1050	Bronze Sleeve Packed Water Level Gauge (Flanged)	59	1090	Cast Iron Bucket Type Steam Trap (Screwed)	115
1052	Bronze Parallel Slide Blow Off Valve (Flanged)	60	1091	Cast Steel Sleeve Packed Water Level Gauge (Flanged)	116
1053	Bronze Y-Type Strainer (Screwed)	61	1092	Cast Steel Parallel Slide Blow Off Valve (Flanged)	117
1053A	Forged Brass Y-Type Strainer, PN 25 (Screwed)	62	1093	Bronze Landing (Fire Hydrant) Valve (Flanged)	118
1054	Bronze Y-Type Strainer (Flanged)	63	1093A	Stainless Steel (S.S 304) Landing (Fire Hydrant) Valve (Flanged)	119
1055	Bronze Thermodynamic Steam Trap (Screwed)	64	1094	Bronze Spring Loaded Safety Relief Valve, Open Discharge (Screwed)	120
1063	Bronze Fusible Plug (One Piece Design)	65	1094A	Bronze Spring Loaded Safety Relief Valve, Enclosed Discharge (Screwed)	121
1064	Bronze Fusible Plug (Two Piece Design)	66	1095	Forged Brass Air Release Valve (Screwed)	122
1065	Cast Iron Globe Steam Stop Valve Straight Pattern (Flanged)	67		Pressure Temperature Rating Table	123



Article No.
1001

ZOLOTO®

Bronze Globe Valve (Screwed)

HSN Code : 84819090

SALIENT FEATURES

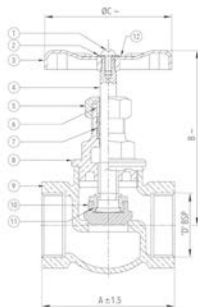
- Screwed Female Ends to IS 554 / BS 21 / ISO 7.
- Screwed in Bonnet, Inside Screw, Rising Stem, Integral Seat.
- Designed sheet metal handwheel for a firm grip and convenient operation.
- Premium Quality PTFE Gland Packing.
- Medium Pattern.

SUITABLE FOR



MATERIALS

P.No.	Name of Part	Material of Construction	Specification	Qty.
1	Screw / Bolt	Carbon Steel (Zinc Plated)	---	1
2	Washer	Carbon Steel (Zinc Plated)	---	1
3	Handwheel	Sheet Metal (Powder Coated)	---	1
4	Stem	Forged Brass	IS 6912 Gr. FLB	1
5	Gland Nut	Forged Brass	IS 6912 Gr. FLB	1
6	Gland	Forged Brass	IS 6912 Gr. FLB	1
7	Gland Packing	PTFE	BS EN 12086 - 1	-
8	Bonnet	Bronze	IS 318 Gr. LTB2	1
9	Body	Bronze	IS 318 Gr. LTB2	1
10	Disc	Bronze	IS 318 Gr. LTB2	1
11	Disc Nut	Bronze	IS 318 Gr. LTB2	1
12	Name Plate	Aluminium	---	1



SIZES & DIMENSIONS

Size (Inches)	Size (mm)	A ± 1.5	B	OC	D
1/4	8	33	60	50	1/4"
3/8	10	37	60	50	3/8"
1/2	15	45	70	60	1/2"
3/4	20	53	85	65	3/4"
1	25	57	93	70	1"
1 1/4	32	71	109	80	1 1/4"
1 1/2	40	80	117	90	1 1/2"
2	50	86	137	110	2"
2 1/2	65	107	154	120	2 1/2"
3	80	123	184	140	3"
4	100	159	224	160	4"

Test Pressure (Hydrostatic) - Shell : 20 kg/cm² (285 psig) | Seat : 13.50 kg/cm² (192 psig)

* Also available with PTFE Seating for Air and Gas applications, at a nominal extra price.



Article No.
1001A

ZOLOTO®

Bronze Angle Globe Valve No.4 (Screwed)

HSN Code : 84819090

SALIENT FEATURES

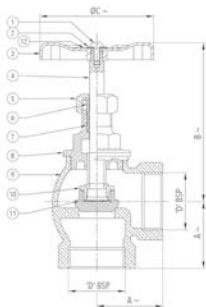
- Angle Pattern.
- Screwed Female Ends to IS 554 / BS 21 / ISO 7.
- Screwed in Bonnet, Inside Screw, Rising Stem, Integral Seat.
- Designed sheet metal handwheel for a firm grip and convenient operation.
- Premium Quality PTFE Gland Packing.
- Medium Pattern.

SUITABLE FOR



MATERIALS

P.No.	Name of Part	Material of Construction	Specification	Qty.
1	Screw / Bolt	Carbon Steel (Zinc Plated)	---	1
2	Washer	Carbon Steel (Zinc Plated)	---	1
3	Handwheel	Sheet Metal (Powder Coated)	---	1
4	Stem	Forged Brass	IS 6912 Gr. FLB	1
5	Gland Nut	Forged Brass	IS 6912 Gr. FLB	1
6	Gland	Forged Brass	IS 6912 Gr. FLB	1
7	Gland Packing	PTFE	BS EN 12086 - 1	-
8	Bonnet	Bronze	IS 318 Gr. 1TB2	1
9	Body	Bronze	IS 318 Gr. 1TB2	1
10	Disc Nut	Bronze	IS 318 Gr. 1TB2	1
11	Disc	Bronze	IS 318 Gr. 1TB2	1
12	Name Plate	Aluminium	---	1



SIZES & DIMENSIONS

Size (Inches)	Size (mm)	A -	B -	OC -	D
1/2	15	29	75	60	1/2"
3/4	20	35	82	65	3/4"
1	25	43	90	70	1"
1 1/4	32	47	115	80	1 1/4"
1 1/2	40	54	125	90	1 1/2"
2	50	66	143	110	2"

Test Pressure (Hydrostatic) - Shell : 24 kg/cm²g (340 psig) / Seat : 16 kg/cm²g (225 psig)

* Also available with PTFE Seating for Air and Gas applications, at a nominal extra price.



Article No.
1002

ZOLOTO®

Bronze Globe Valve No.5 (Screwed)

HSN Code : 84819090

SALIENT FEATURES

- Screwed Female Ends to IS 554 / BS 21 / ISO 7.
- Screwed in Bonnet, Inside Screw, Rising Stem, Integral Seat.
- Designed sheet metal handwheel for a firm grip and convenient operation.
- Provision for re-packing under pressure.
- Premium Quality PTFE Gland Packing.
- Heavy Pattern.

SUITABLE FOR

STEAM

WATER

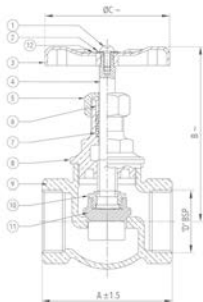
OIL

AIR

GASES

MATERIALS

P.No.	Name of Part	Material of Construction	Specification	Qty.
1	Screw / Bolt	Carbon Steel (Zinc Plated)	---	1
2	Washer	Carbon Steel (Zinc Plated)	---	1
3	Handwheel	Sheet Metal (Powder Coated)	---	1
4	Stem	Forged Brass	IS 6912 Gr. FLB	1
5	Gland Nut	Forged Brass	IS 6912 Gr. FLB	1
6	Gland	Forged Brass	IS 6912 Gr. FLB	1
7	Gland Packing	PTFE	BS EN 12086 - 1	-
8	Bonnet	Bronze	IS 318 Gr. LTB2	1
9	Body	Bronze	IS 318 Gr. LTB2	1
10	Disc Nut	Bronze	IS 318 Gr. LTB2	1
11	Disc	Bronze	IS 318 Gr. LTB2	1
12	Name Plate	Aluminium	---	1



SIZES & DIMENSIONS

Size (Inches)	Size (mm)	A ± 1.5	B	OC	D
1/4	8	34	58	60	1/4"
3/8	10	41	72	60	3/8"
1/2	15	52	90	60	1/2"
3/4	20	65	103	65	3/4"
1	25	82	119	70	1"
1 1/4	32	88	136	70	1 1/4"
1 1/2	40	98	147	102	1 1/2"
2	50	120	162	110	2"
2 1/2	65	133	189	130	2 1/2"
3	80	160	215	164	3"

Test Pressure (Hydrostatic) - Shell : 35 kg/cm²g (500 psig) - Seat : 20 kg/cm²g (285 psig)

* Also available with PTFE Seating for Air and Gas applications, at a nominal extra price.



Article No.
1003

ZOLOTO®

Bronze Globe Valve No.8 (Flanged)

HSN Code : 84819090

SALIENT FEATURES

- Flanged Ends to BS 10 Table 'D'.
- Screwed in Bonnet, Inside Screw, Rising Stem, Integral Seat.
- Designed sheet metal handwheel for a firm grip and convenient operation.
- Premium Quality PTFE Gland Packing.
- Medium Pattern.

Note : Also available with Open-Shut indicator and locking device at a nominal extra price.

SUITABLE FOR



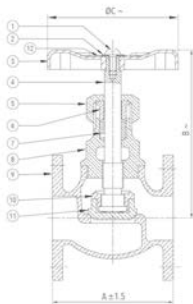
MATERIALS

P.No.	Name of Part	Material of Construction	Specification	Qty.
1	Screw / Bolt	Carbon Steel (Zinc Plated)	---	1
2	Washer	Carbon Steel (Zinc Plated)	---	1
3	Handwheel	Sheet Metal [#] / Cast Iron	--- / IS 210 Gr. FG 200	1
4	Stem	Forged Brass	IS 6912 Gr. FLB	1
5	Gland Nut	Forged Brass	IS 6912 Gr. FLB	1
6	Gland	Forged Brass	IS 6912 Gr. FLB	1
7	Gland Packing	PTFE	BS EN 12086 - 1	-
8	Bonnet	Bronze	IS 318 Gr. LTB2	1
9	Body	Bronze	IS 318 Gr. LTB2	1
10	Disc Nut	Bronze	IS 318 Gr. LTB2	1
11	Disc	Bronze	IS 318 Gr. LTB2	1
12	Name Plate	Aluminium	---	1

Powder Coated

SIZES & DIMENSIONS

Size (Inches)	Size (mm)	A ±1.5	B-	OC -
1/2	15	53	85	50
3/4	20	67	90	57
1	25	80	98	62
1 1/4	32	85	115	76
1 1/2	40	91	127	80
2	50	106	140	86



Test Pressure (Hydrostatic) - Shell : 24 kg/cm²g (340 psig) - Seat : 16 kg/cm²g (225 psig)

* Also available with PTFE Seating for Air and Gas applications, at a nominal extra price.



Article No.
1004

ZOLOTO®

Bronze Globe Valve (One Side Flanged) with PTFE Seating

HSN Code : 84812000

SALIENT FEATURES

- Inlet Side Flanged to BS 10 Table 'D' and Outlet Side Screwed Female End to IS 554 / BS21 / ISO 7.
- Screwed in Bonnet, Inside Screw, Rising Stem, Integral Seat.
- Designed sheet metal handwheel for a firm grip and convenient operation.
- Premium Quality PTFE Gland Packing.
- Medium Pattern.
- Ideal for transformers, even for less viscous oil.

Note : Also available with Open Shut indicator and locking device at a nominal extra price.

SUITABLE FOR

STEAM

WATER

OIL

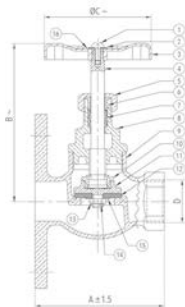
AIR

GASES

MATERIALS

P.No.	Name of Part	Material of Construction	Specification	Qty.
1	Screw / Bolt	Carbon Steel (Zinc Plated)	---	1
2	Washer	Carbon Steel (Zinc Plated)	---	1
3	Handwheel	Sheet Metal [†] / Cast Iron	--- / IS 210 Gr. FG 200	1
4	Stem	Forged Brass	IS 6912 Gr. FLB	1
5	Gland Nut	Forged Brass	IS 6912 Gr. FLB	1
6	Gland	Forged Brass	IS 6912 Gr. FLB	1
7	Gland Packing	PTFE	BS EN 12086 - 1	-
8	Bonnet	Bronze	IS 318 Gr. LTB2	1
9	Body	Bronze	IS 318 Gr. LTB2	1
10	Disc Nut	Bronze	IS 318 Gr. LTB2	1
11	Disc	Bronze	IS 318 Gr. LTB2	1
12	Disc Facing	PTFE	BS EN 12086 - 1	1
13	Retaining Nut	Forged Brass	IS 6912 Gr. FLB	1
14	Split Pin	Brass	---	1
15	Washer (Optional)	Brass Sheet	---	1
16	Name Plate	Aluminium	---	1

[†] Powder Coated



SIZES & DIMENSIONS

Size (Inches)	Size (mm)	A ± 1.5	B	BC	D
1/2	15	53	85	60	1/2"
3/4	20	67	90	65	3/4"
1	25	80	98	70	1"
1 1/4	32	85	115	80	1 1/4"
1 1/2	40	91	127	90	1 1/2"
2	50	106	140	110	2"

Test Pressure (Hydrostatic) - Shell : 24 kg/cm² (340 psig) - Seat : 16 kg/cm² (225 psig)



Article No.
1005

ZOLOTO®

Bronze Needle Valve (Screwed)

HSN Code : 84812000

SALIENT FEATURES

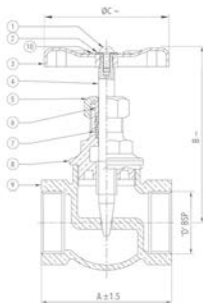
- Screwed Female Ends to IS 554 / BS 21 / ISO 7.
- Screwed in Bonnet, Inside Screw, Rising Stem, Integral Seat.
- Designed sheet metal handwheel for a firm grip and convenient operation.
- Needle Type Spindle Seating.
- Premium Quality PTFE Gland Packing.
- Medium Pattern.

SUITABLE FOR



MATERIALS

P.No.	Name of Part	Material of Construction	Specification	Qty.
1	Screw / Bolt	Carbon Steel (Zinc Plated)	---	1
2	Washer	Carbon Steel (Zinc Plated)	---	1
3	Handwheel	Sheet Metal (Powder Coated)	---	1
4	Stem	Forged Brass	IS 6912 Gr. FLB	1
5	Gland Nut	Forged Brass	IS 6912 Gr. FLB	1
6	Gland	Forged Brass	IS 6912 Gr. FLB	1
7	Gland Packing	PTFE	BS EN 12086 - 1	-
8	Bonnet	Bronze	IS 318 Gr. 1TB2	1
9	Body	Bronze	IS 318 Gr. 1TB2	1
10	Name Plate	Aluminium	---	1



SIZES & DIMENSIONS

Size (Inches)	Size (mm)	A ±1.5	B-	OC -	D
1/2	15	48	85	60	1/2"
3/4	20	55	92	65	3/4"
1	25	65	100	70	1"
1 1/4	32	77	110	80	1 1/4"
1 1/2	40	90	125	90	1 1/2"
2	50	102	142	110	2"

Test Pressure (Hydrostatic) - Shell : 24 kg/cm² (340 psig) - Seat : 16 kg/cm² (225 psig)



Article No.
1006

ZOLOTO®

Bronze Gate Valve (Hex. Type) (Screwed)

HSN Code : 84818030

SALIENT FEATURES

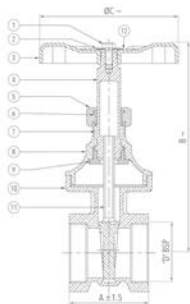
- Screwed Female Ends to IS 554 / BS 21 / ISO 7.
- Screwed in Bonnet, Inside Screw, Non-Rising Stem, Integral Seat.
- Forged Brass Bonnet, Wedge, Stem and Gland Nut.
- Body designed for convenient fitting where space constraint is the factor.
- Designed sheet metal handwheel for a firm grip and convenient operation.
- Premium Quality PTFE Gland Packing.

SUITABLE FOR



MATERIALS

P.No.	Name of Part	Material of Construction	Specification	Qty.
1	Screw / Bolt	Carbon Steel (Zinc Plated)	---	1
2	Washer	Carbon Steel (Zinc Plated)	---	1
3	Handwheel	Sheet Metal (Powder Coated)	---	1
4	Stem	Forged Brass	IS 6912 Gr. FLB	1
5	Gland Nut	Forged Brass	IS 6912 Gr. FLB	1
6	Gland	Forged Brass	IS 6912 Gr. FLB	1
7	Gland Packing	PTFE	BS EN 12086 - 1	-
8	Bonnet	Forged Brass	IS 6912 Gr. FLB	1
9	Check Nut	Forged Brass	IS 6912 Gr. FLB	1
10	Body	Bronze	IS 318 Gr. 1TB.2	1
11	Wedge	Forged Brass	IS 6912 Gr. FLB	1
12	Name Plate	Aluminum	---	1



SIZES & DIMENSIONS

Size (Inches)	Size (mm)	A ± 1.5	B	OC	D
1/4	8	35	92	60	1/4"
3/8	10	38	96	60	3/8"
1/2	15	41	103	60	1/2"
3/4	20	45	122	65	3/4"
1	25	50	137	70	1"
1 1/4	32	54	150	90	1 1/4"
1 1/2	40	60	166	90	1 1/2"
2	50	65	200	110	2"
2 1/2	65	76	250	120	2 1/2"
3	80	92	292	138	3"
4	100	105	365	160	4"

Note : Size 6" can also be made available.

Test Pressure (Hydrostatic) - Shell : 24 kg/cm² (340 psig) - Seat : 16 kg/cm² (225 psig)



Article No.
1007

ZOLOTO[®]

Bronze Gate Valve (Peg. Type) (Screwed)

HSN Code : 84818030

SALIENT FEATURES

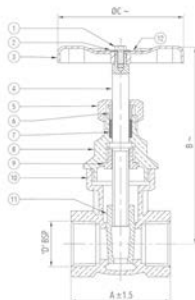
- Design Standard BS EN 12288 (BS 5154).
- Screwed Female Ends to IS 554 / BS 21 / ISO 7.
- Screwed in Bonnet, Inside Screw, Non-Rising Stem, Integral Seat.
- Designed sheet metal handwheel for a firm grip and convenient operation.
- Premium Quality PTFE Gland Packing.

SUITABLE FOR



MATERIALS

P.No.	Name of Part	Material of Construction	Specification	Qty.
1	Screw / Bolt	Carbon Steel (Zinc Plated)	---	1
2	Washer	Carbon Steel (Zinc Plated)	---	1
3	Handwheel	Sheet Metal (Powder Coated)	---	1
4	Stem	Forged Brass	IS 6912 Gr. FLB	1
5	Gland Nut	Forged Brass	IS 6912 Gr. FLB	1
6	Gland	Forged Brass	IS 6912 Gr. FLB	1
7	Gland Packing	PTFE	BS EN 12086 - 1	-
8	Bonnet	Forged Brass / Bronze	IS 6912 Gr. FLB / IS 318 Gr. LTB2	1
9	Check Nut	Forged Brass	IS 6912 Gr. FLB	1
10	Body	Bronze	IS 318 Gr. LTB 2	1
11	Wedge	Bronze	IS 318 Gr. LTB 2	1
12	Name Plate	Aluminium	---	1



SIZES & DIMENSIONS

Size (Inches)	Size (mm)	A ± 1.5	B -	OC -	D
1/4	8	43	89	50	1/4"
3/8	10	43	92	50	3/8"
1/2	15	48	105	60	1/2"
3/4	20	53	114	65	3/4"
1	25	60	129	70	1"
1 1/4	32	68	139	80	1 1/4"
1 1/2	40	72	155	90	1 1/2"
2	50	83	189	110	2"
2 1/2	65	94	220	120	2 1/2"
3	80	105	250	140	3"
4	100	127	307	160	4"

Test Pressure (Hydrostatic) - Shell : 25 kg/cm² (350 psig) - Seat : 16 kg/cm² (225 psig)



Article No.
1008

ZOLOTO®

Bronze Ball Valve (Screwed)

HSN Code : 84812000

SALIENT FEATURES

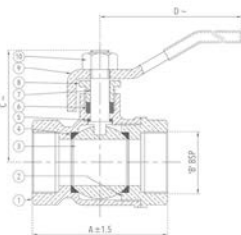
- Screwed Female Ends to IS 554 / BS 21 / ISO 7.
- Full Bore, Two Piece Design.
- Quarter Turn, Lever Operated.
- Provided with Stainless Steel Ball.
- Premium Quality PTFE Gland Packing and Seating.

SUITABLE FOR



MATERIALS

P.No.	Name of Part	Material of Construction	Specification	Qty.
1	Body	Bronze	IS 318 Gr. LFB 2	1
2	Bonnet	Bronze / Forged Brass	IS 318 Gr. LFB 2 / IS 6912 Gr. FLB	1
3	Ball	Stainless Steel	ASTM A 276 Type 304 / ASTM A 351 Gr. CF8	1
4	Body Seat Ring	PTFE	BS EN 12086 - 1	2
5	Thrust Washer	PTFE	BS EN 12086 - 1	1
6	Gland Packing	PTFE	BS EN 12086 - 1	-
7	Stem	Stainless Steel	ASTM A 276 Type 410	1
8	Gland	Forged Brass	IS 6912 Gr. FLB	1
9	Lever	Mild Steel	---	1
10	Nut	Carbon Steel	---	1



SIZES & DIMENSIONS

Size (Inches)	Size (mm)	A ±1.5	B	C ~	D ~
1/2	15	60	1/2"	44	105
3/4	20	65	3/4"	48	123
1	25	73	1"	58	123
1 1/4	32	91	1 1/4"	73	148
1 1/2	40	91	1 1/2"	80	153
2	50	117	2"	85	213
2 1/2	65	135	2 1/2"	110	245
3	80	162	3"	116	330
4	100	201	4"	139	330

Test Pressure (Hydrostatic) - Shell : 25 kg/cm² (350 psig) - Seat : 16 kg/cm² (225 psig)



Article No.
1008A

ZOLOTO®

Bronze Ball Valve E-Model (Screwed)

HSN Code : 84819090

SALIENT FEATURES

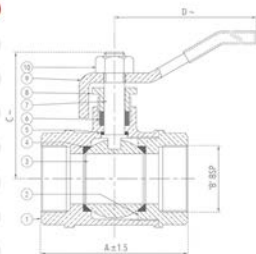
- Screwed Female Ends to IS 554 / BS 21 / ISO 7.
- Full Bore, Two Piece Design.
- Quarter Turn, Lever Operated.
- Provided with Stainless Steel Ball.
- Premium Quality PTFE Gland Packing and Seating.

SUITABLE FOR



MATERIALS

P.No.	Name of Part	Material of Construction	Specification	Qty.
1	Body	Bronze	IS 318 Gr. LTB 2	1
2	Bonnet	Bronze / Forged Brass	IS 318 Gr. LTB 2 / IS 6912 Gr. FLB	1
3	Ball	Stainless Steel	ASTM A 276 Type 304 / ASTM A 351 Gr. CF8	1
4	Body Seat Ring	PTFE	BS EN 12086 - 1	2
5	Thrust Washer	PTFE	BS EN 12086 - 1	1
6	Gland Packing	PTFE	BS EN 12086 - 1	-
7	Stem	Stainless Steel	ASTM A 276 Type 410	1
8	Gland	Forged Brass	IS 6912 Gr. FLB	1
9	Lever	Mild Steel	---	1
10	Nut	Carbon Steel	---	1



SIZES & DIMENSIONS

Size (Inches)	Size (mm)	A ±1.5	B	C ~	D ~
1/2	15	50	1/2"	36	105
3/4	20	58	3/4"	44	123
1	25	63	1"	53	123
1 1/4	32	73	1 1/4"	65	148
1 1/2	40	85	1 1/2"	72	180
2	50	102	2"	79	220

Test Pressure (Hydrostatic) - Shell : 20 kg/cm² (285 psig) - Seat : 13.5 kg/cm² (192 psig)



Article No.
1008B

ZOLOTO®

Forged Brass Ball Valve (Screwed)

HSN Code : 84819090

SALIENT FEATURES

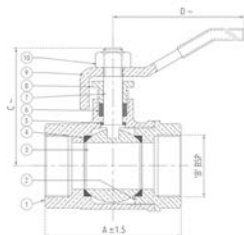
- Screwed Female Ends to IS 554 / BS 21 / ISO 7.
- **Full Bore**, Two Piece Design.
- Quarter Turn, Lever Operated.
- Provided with Forged Brass Hard Chrome Plated Ball.
- Premium Quality PTFE Gland Packing and Seating.
- Chrome Finish.

SUITABLE FOR



MATERIALS

P.No.	Name of Part	Material of Construction	Specification	Qty.
1	Body	Forged Brass	IS 6912 Gr. FLB	1
2	Bonnet	Forged Brass	IS 6912 Gr. FLB	1
3	Ball	Forged Brass (Hard Chrome Plated)	IS 6912 Gr. FLB	1
4	Body Seat Ring	PTFE	BS EN 12086 - 1	2
5	Thrust Washer	PTFE	BS EN 12086 - 1	1
6	Gland Packing	PTFE	BS EN 12086 - 1	-
7	Stem	Forged Brass	IS 6912 Gr. FLB	1
8	Gland	Forged Brass	---	1
9	Lever	Aluminium / Mild Steel	---	1
10	Nut	Brass (Chrome Plated)	---	1



SIZES & DIMENSIONS

Size (Inches)	Size (mm)	A ± 1.5	B	C ~	D ~
1/4	8	47	1/4"	37	90
3/8	10	47	3/8"	37	90
1/2	15	50	1/2"	40	106
3/4	20	58	3/4"	43	132
1	25	67	1"	51	132
1 1/4	32	76	1 1/4"	65	166
1 1/2	40	87	1 1/2"	72	176
2	50	104	2"	80	216
2 1/2	65	139	2 1/2"	102	216
3	80	155	3"	110	280
4	100	177	4"	124	280

Test Pressure (Hydrostatic) - Shell : 25 kg/cm² (350 psig) - Seat : 16 kg/cm² (225 psig)



Article No.
1009

ZOLOTO®

Bronze Vertical Check Valve (Screwed)

HSN Code : 84813000

SALIENT FEATURES

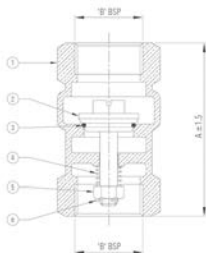
- Screwed Female Ends to IS 554 / BS 21 / ISO 7.
- Single Piece Design, Integral Seat.
- Meant for Vertical Lines Only.
- Permits flow in one direction and shuts automatically if the flow reverses.
- Spring loaded and O' Ring type.
- Also available with metal to metal seating.

SUITABLE FOR



MATERIALS

P.No.	Name of Part	Material of Construction	Specification	Qty.
1	Body	Bronze	IS 318 Gr. 11B 2	1
2	Disc	Bronze	IS 318 Gr. 11B 2	1
3	O' Ring	Nitrile Rubber	IS 5192 - 1	1
4	Spring	Stainless Steel	Type 304	1
5	Disc Nut	Brass	---	1
6	Split Pin	Brass	---	1



SIZES & DIMENSIONS

Size (Inches)	Size (mm)	A ±1.5	B
1/2	15	55	1/2"
3/4	20	66	3/4"
1	25	76	1"
1 1/4	32	80	1 1/4"
1 1/2	40	85	1 1/2"
2	50	93	2"
2 1/2	65	114	2 1/2"
3	80	118	3"
4	100	141	4"

Test Pressure (Hydrostatic) - Shell : 25 kg/cm² (350 psig) - Seat : 16 kg/cm² (225 psig)



Article No.
1009A

ZOLOTO[®]

Forged Brass Multi Utility Check Valve (Screwed)

HSN Code : 84813000

SALIENT FEATURES

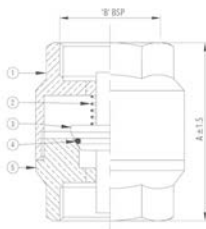
- Screwed Female Ends to IS 554 / BS 21 / ISO 7.
- Screwed in Bonnet.
- Suitable for both Horizontal and Vertical Lines.
- Permits flow in one direction and shuts automatically if the flow reverses.
- Disc is guided in Body as well as in Bonnet.
- Chrome Finish.

SUITABLE FOR



MATERIALS

P.No.	Name of Part	Material of Construction	Specification	Qty.
1	Body	Forged Brass	IS 6912 Gr. FLB	1
2	Spring	Stainless Steel	Type 304	1
3	Disc	Bronze / Forged Brass	IS 318 Gr. LTB 2 / IS 6912 Gr. FLB	1
4	O' Ring	Nitrile Rubber	IS 5192 - 1	1
5	Bonnet	Forged Brass	IS 6912 Gr. FLB	1



SIZES & DIMENSIONS

Size (Inches)	Size (mm)	A ±1.5	B
1/2	15	55	1/2"
3/4	20	61	3/4"
1	25	67	1"
1 1/4	32	68	1 1/4"
1 1/2	40	78	1 1/2"
2	50	86	2"

Test Pressure (Hydrostatic) - Shell : 20 kg/cm² (285 psig) - Seat : 13.5 kg/cm² (192 psig)



Article No.
1010

ZOLOTO[®]

Bronze Horizontal Check Valve (Screwed)

HSN Code : 84813000

SALIENT FEATURES

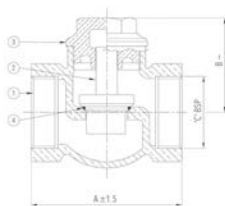
- Screwed Female Ends to IS 554 / BS 21 / ISO 7.
- Screwed in Bonnet, Integral Seat.
- Permits flow in one direction and closes automatically if the flow reverses.
- Metal Disc is mushroom shaped with spherical seating surface.
- Meant for Horizontal Lines only.
- Disc is guided in Body as well as in Bonnet.
- Medium Pattern.
- Also available with metal to metal seating.

SUITABLE FOR



MATERIALS

P.No.	Name of Part	Material of Construction	Specification	Qty.
1	Body	Bronze	IS 318 Gr. LTB 2	1
2	Disc	Bronze	IS 318 Gr. LTB 2	1
3	Bonnet	Bronze / Forged Brass	IS 318 Gr. LTB 2 / IS 6912 Gr. FLB 1	1
4	O' Ring	Nitrile Rubber	IS 5192 - 1	1



SIZES & DIMENSIONS

Size (Inches)	Size (mm)	A ± 1.5	B -	C
1/4	8	33	24	1/4"
3/8	10	37	28	3/8"
1/2	15	45	32	1/2"
3/4	20	53	37	3/4"
1	25	57	41	1"
1 1/4	32	71	46	1 1/4"
1 1/2	40	79	52	1 1/2"
2	50	86	66	2"
2 1/2	65	107	80	2 1/2"
3	80	123	94	3"
4	100	159	104	4"

Test Pressure (Hydrostatic) - Shell : 20 kg/cm² (285 psig) - Seat : 13.5 kg/cm² (192 psig)



Article No.
1010A

ZOLOTO[®]

Bronze Angle Type Lift Check Valve (Screwed)

HSN Code : 84813000

SALIENT FEATURES

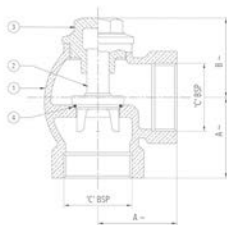
- Screwed Female Ends to IS 554 / BS 21 / ISO 7.
- Angle Pattern, Screwed in Bonnet, Integral Seat.
- Permits flow in one direction and closes automatically if the flow reverses.
- Metal Disc is mushroom shaped with spherical seating surface.
- Disc is guided in Body as well as in Bonnet.
- Medium Pattern.
- Also available with metal to metal seating.

SUITABLE FOR



MATERIALS

P.No.	Name of Part	Material of Construction	Specification	Qty.
1	Body	Bronze	IS 318 Gr. LTB 2	1
2	Disc	Bronze	IS 318 Gr. LTB 2	1
3	Bonnet	Bronze / Forged Brass	IS 318 Gr. LTB 2 / IS 6912 Gr. FLB 1	1
4	O' Ring	Nitrile Rubber	IS 5192 - 1	1



SIZES & DIMENSIONS

Size (Inches)	Size (mm)	A -	B -	C
1/2	15	29	34	1/2"
3/4	20	35	40	3/4"
1	25	43	46	1"
1 1/4	32	47	53	1 1/4"
1 1/2	40	54	61	1 1/2"
2	50	66	70	2"

Test Pressure (Hydrostatic) - Shell : 24 kg/cm²g (340 psig) - Seat : 16 kg/cm²g (225 psig)



Article No.
1011

ZOLOTO®

Bronze Horizontal Check Valve No.5 (Screwed)

HSN Code : 84813000

SALIENT FEATURES

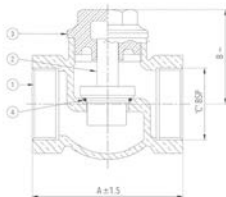
- Screwed Female Ends to IS 554 / BS 21 / ISO 7.
- Screwed in Bonnet, Integral Seat.
- Permits flow in one direction and closes automatically if the flow reverses.
- Metal Disc is mushroom shaped with spherical seating surface.
- Meant for Horizontal Lines Only.
- Disc is guided in Body as well as in Bonnet.
- Heavy Pattern.
- Also available with metal to metal seating.

SUITABLE FOR



MATERIALS

P.No.	Name of Part	Material of Construction	Specification	Qty.
1	Body	Bronze	IS 318 Gr. LTB 2	1
2	Disc	Bronze	IS 318 Gr. LTB 2	1
3	Bonnet	Bronze / Forged Brass	IS 318 Gr. LTB 2 / IS 6912 Gr. FLB	1
4	O' Ring	Nitrile Rubber	IS 5192 - 1	1



SIZES & DIMENSIONS

Size (Inches)	Size (mm)	A ±1.5	B -	C
1/4	8	34	28	1/4"
3/8	10	41	35	3/8"
1/2	15	52	42	1/2"
3/4	20	65	48	3/4"
1	25	82	55	1"
1 1/4	32	88	61	1 1/4"
1 1/2	40	98	66	1 1/2"
2	50	120	75	2"
2 1/2	65	133	84	2 1/2"
3	80	160	96	3"

Test Pressure (Hydrostatic) - Shell : 35 kg/cm²g (500 psig) - Seat : 20 kg/cm²g (285 psig)



Article No.
1012

ZOLOTO®

Bronze Horizontal Check Valve No.8 (Flanged)

HSN Code : 84813000

SALIENT FEATURES

- Flanged Ends to BS 10 Table 'D'.
- Screwed in Bonnet, Integral Seat.
- Permits flow in one direction and shuts automatically if the flow reverses.
- Metal Disc is mushroom shaped with spherical seating surface.
- Meant for Horizontal Lines Only.
- Disc is guided in Body as well as in Bonnet.
- Medium Pattern.
- Also available with metal to metal seating.

SUITABLE FOR

STEAM

WATER

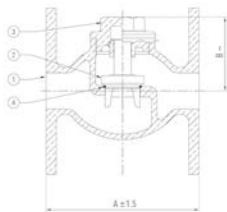
OIL

AIR

GASES

MATERIALS

P.No.	Name of Part	Material of Construction	Specification	Qty.
1	Body	Bronze	IS 318 Gr. LTB 2	1
2	Disc	Bronze	IS 318 Gr. LTB 2	1
3	Bonnet	Bronze / Forged Brass	IS 318 Gr. LTB 2 / IS 6912 Gr. FLB 1	1
4	O' Ring	Nitrile Rubber	IS 5192 - 1	1



SIZES & DIMENSIONS

Size (Inches)	Size (mm)	A ± 1.5	B -
1/2	15	53	32
3/4	20	67	37
1	25	80	45
1 1/4	32	85	51
1 1/2	40	91	60
2	50	106	68

Test Pressure (Hydrostatic) - Shell : 24 kg/cm²g (340 psig) - Seat : 16 kg/cm²g (225 psig)



Article No.
1013

ZOLOTO[®]

Bronze Horizontal Check Valve No.9 (Screwed)

HSN Code : 84813000

SALIENT FEATURES

- Screwed Female Ends to IS 554 / BS 21 / ISO 7.
- Screwed on Bonnet.
- Permits flow in one direction and closes automatically if the flow reverses.
- Renewable 13% Cr. Stainless Steel (S.S.410) working parts.
- Metal Disc is mushroom shaped with spherical seating surface.
- Meant for Horizontal Lines Only.
- Disc is guided in Bonnet.

SUITABLE FOR

✓ STEAM

✓ WATER

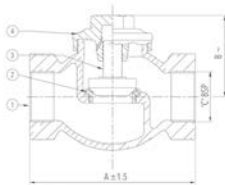
✓ OIL

• AIR

• GASES

MATERIALS

P.No.	Name of Part	Material of Construction	Specification	Qty.
1	Body	Bronze	IS 318 Gr. 11B 2	1
2	Body Seat Ring	Stainless Steel	ASTM A 276 Type 410	1
3	Disc	Stainless Steel	ASTM A 276 Type 410	1
4	Bonnet	Bronze	IS 318 Gr. 11B 2	1



SIZES & DIMENSIONS

Size (Inches)	Size (mm)	A ±1.5	B -	C
1/4	8	60	40	1/4"
3/8	10	60	43	3/8"
1/2	15	68	48	1/2"
3/4	20	84	50	3/4"
1	25	95	61	1"
1 1/4	32	106	72	1 1/4"
1 1/2	40	120	84	1 1/2"
2	50	146	93	2"
2 1/2	65	180	109	2 1/2"
3	80	200	121	3"
4	100	248	146	4"

Test Pressure (Hydrostatic) - Shell : 35 kg/cm²g (500 psig) Working Pressure (Steam) : 10.55 kg/cm²g (150 psig)

* Also available with PTFE Seating for Air and Gas applications, at a nominal extra price.



Article No.
1014

ZOLOTO®

Bronze Horizontal Check Valve No.9 (Flanged)

HSN Code : 84813000

SALIENT FEATURES

- Flanged Ends to BS 10 Table 'F'.
- Screwed on Bonnet.
- Permits flow in one direction and closes automatically if the flow reverses.
- Renewable 13% Cr. Stainless Steel (S.S.410) working parts.
- Metal Disc is mushroom shaped with spherical seating surface.
- Meant for Horizontal Lines Only.
- Disc is guided in Bonnet.

SUITABLE FOR

✓ STEAM

✓ WATER

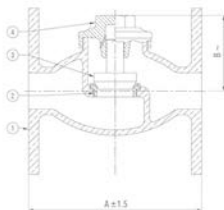
✓ OIL

• AIR

• GASES

MATERIALS

P.No.	Name of Part	Material of Construction	Specification	Qty.
1	Body	Bronze	IS 318 Gr. LTB 2	1
2	Body Seat Ring	Stainless Steel	ASTM A 276 Type 410	1
3	Disc	Stainless Steel	ASTM A 276 Type 410	1
4	Bonnet	Bronze	IS 318 Gr. LTB 2	1



SIZES & DIMENSIONS

Size (Inches)	Size (mm)	A ± 1.5	B -
1/2	15	82	48
3/4	20	96	50
1	25	112	61
1 1/4	32	119	72
1 1/2	40	132	84
2	50	157	93
2 1/2	65	185	109
3	80	213	121
4	100	248	146

Test Pressure (Hydrostatic) - Shell : 35 kg/cm² (500 psig) Working Pressure (Steam) : 10.55 kg/cm² (150 psig)

* Also available with PTFE Seating for Air and Gas applications, at a nominal extra price.

Article Nos. 1015, 1016 & 1017 have been discontinued.



Article No.
1018

ZOLOTO®

Bronze Ferrule Cock (Medium)

HSN Code : 84818020

SALIENT FEATURES

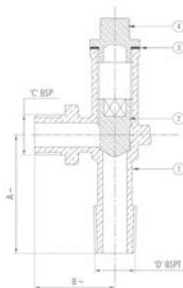
- Screwed Male Ends (Inlet to BSPP and Outlet to BSP) to IS 554 / BS 21 / ISO 7.
- Medium Pattern, Rough Body, Full Flow.
- Metal to Metal contact seating.
- Can withstand heavy impact of water as well as tolerance of sudden pressure.

SUITABLE FOR



MATERIALS

P.No.	Name of Part	Material of Construction	Specification	Qty.
1	Body	Bronze	IS 318 Gr. LTB 2	1
2	Plug	Bronze	IS 318 Gr. LTB 2	1
3	Joint Washer	Leather	---	1
4	Cap	Bronze	IS 318 Gr. LTB 2	1



SIZES & DIMENSIONS

Size (Inches)	Size (mm)	A -	B -	C	D
1/4	8	57	35	1/4"	1/4"
3/8	10	60	36	3/8"	3/8"
1/2	15	57	37	1/2"	1/2"

Test Pressure (Hydrostatic) - Shell : 20 kg/cm² (285 psig) Seat : 13.5 kg/cm² (192 psig)



Article No.
1019

ZOLOTO®

Bronze Ferrule Cock (Heavy)

HSN Code : 84818020

SALIENT FEATURES

- Screwed Male Ends (Inlet to BSPP and Outlet to BSP) to IS 554 / BS 21 / ISO 7.
- Heavy Pattern, Rough Body, Full Flow.
- Metal to Metal contact seating.
- Can withstand heavy impact of water as well as tolerance of high sudden pressure.

SUITABLE FOR

STEAM

WATER

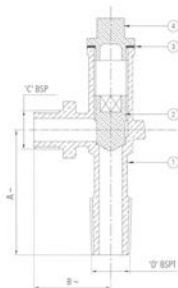
OIL

AIR

GASES

MATERIALS

P.No.	Name of Part	Material of Construction	Specification	Qty.
1	Body	Bronze	IS 318 Gr. LTB 2	1
2	Plug	Bronze	IS 318 Gr. LTB 2	1
3	Joint Washer	Leather	---	1
4	Cap	Bronze	IS 318 Gr. LTB 2	1



SIZES & DIMENSIONS

Size (Inches)	Size (mm)	A -	B -	C	D
1/2	15	70	42	1/2"	1/2"
3/4	20	75	50	3/4"	3/4"
1	25	80	60	1"	1"

Test Pressure (Hydrostatic) - Shell : 24 kg/cm²g (340 psig) - Seat : 16 kg/cm²g (225 psig)



Article No.
1022A

ZOLOTO®

Forged Brass Ball Bib Cock (Chrome Plated)

HSN Code : 84818020

SALIENT FEATURES

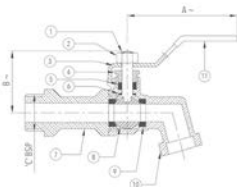
- Screwed Male End to IS 554 / BS 21 / ISO 7.
- Provided with Hard Chrome Plated Brass Ball.
- Quarter Turn, Lever Operated.
- Chrome Finish.

SUITABLE FOR



MATERIALS

P.No.	Name of Part	Material of Construction	Specification	Qty.
1	Stem	Forged Brass	IS 6912 Gr. FLB	1
2	Nut	Brass (Chrome Plated)	---	1
3	Lever	Mild Steel	---	1
4	Gland	Forged Brass	IS 6912 Gr. FLB	1
5	Gland Packing	PTFE	BS EN 12086 - 1	1
6	Thrust Washer	PTFE	BS EN 12086 - 1	1
7	Adaptor	Forged Brass	IS 6912 Gr. FLB	1
8	Ball	Forged Brass (Hard Chrome Plated)	IS 6912 Gr. FLB	1
9	Body Seat Ring	PTFE	BS EN 12086 - 1	2
10	Body	Forged Brass	IS 6912 Gr. FLB	1
11	Sleeve	PVC	---	1



SIZES & DIMENSIONS

Size (Inches)	Size (mm)	A -	B -	C
1/2	15	115	34	1/2"

Test Pressure (Hydrostatic) - Shell : 25 kg/cm²g (350 psig) - Seat : 16 kg/cm²g (225 psig)

Article No.
1024A

ZOLOTO[®]

Forged Brass Ball Bib Cock with Hose Union
(Chrome Plated)

HSN Code : 84818020



SALIENT FEATURES

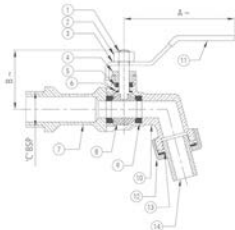
- Screwed Male End to IS 554 / BS 21 / ISO 7.
- Provided with Chrome Plated Brass Ball.
- Sturdy Hose Union provided.
- Chrome Finish.

SUITABLE FOR



MATERIALS

P.No.	Name of Part	Material of Construction	Specification	Qty.
1	Stem	Forged Brass	IS 6912 Gr. FLB	1
2	Nut	Brass (Chrome Plated)	---	1
3	Lever	Mild Steel	---	1
4	Gland	Forged Brass	IS 6912 Gr. FLB	1
5	Gland Packing	PTFE	BS EN 12086 - 1	1
6	Thrust Washer	PTFE	BS EN 12086 - 1	1
7	Adaptor	Forged Brass	IS 6912 Gr. FLB	1
8	Ball	Forged Brass (Hard Chrome Plated)	IS 6912 Gr. FLB	1
9	Body Seat Ring	PTFE	BS EN 12086 - 1	2
10	Body	Forged Brass	IS 6912 Gr. FLB	1
11	Sleeve	PVC	---	1
12	Hose Nut	Forged Brass	IS 6912 Gr. FLB	1
13	Washer	Rubber	---	1
14	Hose Pipe	Forged Brass	IS 6912 Gr. FLB	1



SIZES & DIMENSIONS

Size (Inches)	Size (mm)	A -	B -	C
1/2	15	115	34	1/2"

Test Pressure (Hydrostatic) - Shell : 25 kg/cm²g (350 psig) - Seat : 16 kg/cm²g (225 psig)



Article No.
1031

ZOLOTO®

Bronze Union Bonnet Globe Valve (Screwed)

HSN Code : 84818030

SALIENT FEATURES

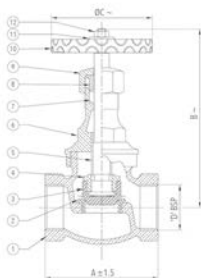
- Screwed Female Ends to IS 554 / BS 21 / ISO 7.
- Screwed on Bonnet, Rising Stem.
- Provision for re-packing under pressure.
- Renewable 13% Cr. Stainless Steel (S.S.410) working parts.
- Handwheel Operated.

SUITABLE FOR



MATERIALS

P.No.	Name of Part	Material of Construction	Specification	Qty.
1	Body	Bronze	IS 318 Gr. 1TB 2	1
2	Body Seat Ring	Stainless Steel	ASTM A 276 Type 410	1
3	Disc	Stainless Steel	ASTM A 276 Type 410	1
4	Disc Nut	Bronze	IS 318 Gr. 1TB 2	1
5	Stem	Stainless Steel	ASTM A 276 Type 410	1
6	Bonnet	Bronze	IS 318 Gr. 1TB 2	1
7	Gland Packing	Asbestos	---	-
8	Gland	Bronze	IS 318 Gr. 1TB 2	1
9	Gland Nut	Bronze	IS 318 Gr. 1TB 2	1
10	Handwheel	Cast Iron	IS 210 Gr. FG 200	1
11	Washer	Carbon Steel	---	1
12	Nut	Carbon Steel	---	1



SIZES & DIMENSIONS

Size (Inches)	Size (mm)	A ± 1.5	B -	OC -	D
1/4	8	60	100	60	1/4"
3/8	10	60	100	60	3/8"
1/2	15	68	117	70	1/2"
3/4	20	84	132	80	3/4"
1	25	95	148	86	1"
1 1/4	32	106	176	102	1 1/4"
1 1/2	40	120	188	115	1 1/2"
2	50	146	216	127	2"
2 1/2	65	180	248	170	2 1/2"
3	80	200	270	170	3"
4	100	248	332	190	4"

Test Pressure (Hydrostatic) - Shell : 35 kg/cm²g (500 psig) Working Pressure (Steam) : 10.55 kg/cm²g (150 psig)

* Also available with PTFE Seating for Air and Gas applications, at a nominal extra price.



Article No.
1032

ZOLOTO®

Bronze Union Bonnet Globe Valve (Flanged)

HSN Code : 84818030

SALIENT FEATURES

- Flanged Ends to BS 10 Table 'F'.
- Screwed on Bonnet, Rising Stem.
- Provision for re-packing under pressure.
- Renewable 13% Cr. Stainless Steel (S.S 410) working parts.
- Handwheel Operated.

SUITABLE FOR

✓ STEAM

✓ WATER

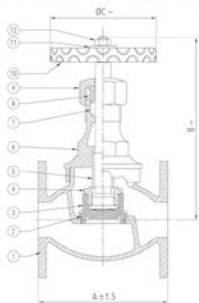
✓ OIL

• AIR

• GASES

MATERIALS

P.No.	Name of Part	Material of Construction	Specification	Qty.
1	Body	Bronze	IS 318 Gr. 1TB 2	1
2	Body Seat Ring	Stainless Steel	ASTM A 276 Type 410	1
3	Disc	Stainless Steel	ASTM A 276 Type 410	1
4	Disc Nut	Bronze	IS 318 Gr. 1TB 2	1
5	Stem	Stainless Steel	ASTM A 276 Type 410	1
6	Bonnet	Bronze	IS 318 Gr. 1TB 2	1
7	Gland Packing	Asbestos	---	-
8	Gland	Bronze	IS 318 Gr. 1TB 2	1
9	Gland Nut	Bronze	IS 318 Gr. 1TB 2	1
10	Handwheel	Cast Iron	IS 210 Gr. FG 200	1
11	Washer	Carbon Steel	---	1
12	Nut	Carbon Steel	---	1



SIZES & DIMENSIONS

Size (Inches)	Size (mm)	A ±1.5	B -	OC -
1/2	15	82	117	70
3/4	20	96	132	80
1	25	112	148	86
1 1/4	32	119	176	102
1 1/2	40	132	188	115
2	50	157	216	127
2 1/2	65	185	248	170
3	80	213	270	170
4	100	248	332	190

Test Pressure (Hydrostatic) - Shell : 35 kg/cm²g (500 psig) Working Pressure (Steam) : 10.55 kg/cm²g (150 psig)

* Also available with PTFE Seating for Air and Gas applications, at a nominal extra price.



Article No.
1033

ZOLOTO®

Bronze Globe Valve (Screwed)



HSN Code : 84818030

SALIENT FEATURES

- Screwed Female Ends to IS 554 / BS 21 / ISO 7.
- Screwed in Bonnet, Inside Screw, Rising Stem, Integral Seat.
- Provision for re-packing under pressure.
- Premium Quality PTFE Gland Packing.
- Design Standard IS 778, Class-1.
- Designed sheet metal handwheel for a firm grip and convenient operation.

Note : Also available with Open Shut Indicator & Locking Device and with PTFE Seating, at a nominal extra price.

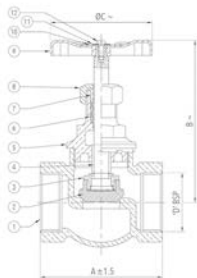
SUITABLE FOR



MATERIALS

P.No.	Name of Part	Material of Construction	Specification	Qty.
1	Body	Bronze	IS 318 Gr. LTB 2	1
2	Disc	Bronze	IS 318 Gr. LTB 2	1
3	Disc Nut	Bronze	IS 318 Gr. LTB 2	1
4	Stem	Forged Brass	IS 6912 Gr. FLB	1
5	Bonnet	Bronze	IS 318 Gr. LTB 2	1
6	Gland Packing	PTFE	BS EN 12086 - 1	-
7	Gland	Forged Brass	IS 6912 Gr. FLB	1
8	Gland Nut	Forged Brass	IS 6912 Gr. FLB	1
9	Handwheel	Sheet Metal [#] / Cast Iron	--- / IS 210 Gr. FG 200	1
10	Name Plate	Aluminium	---	1
11	Washer	Carbon Steel (Zinc Plated)	---	1
12	Screw / Bolt	Carbon Steel (Zinc Plated)	IS 1367	1

Powder Coated



SIZES & DIMENSIONS

Size (Inches)	Size (mm)	A ± 1.5	B -	OC -	D
1/4	8	47	67	50	1/4"
3/8	10	50	70	50	3/8"
1/2	15	60	90	60	1/2"
3/4	20	70	105	65	3/4"
1	25	80	115	70	1"
1 1/4	32	95	127	80	1 1/4"
1 1/2	40	110	138	90	1 1/2"
2	50	125	162	110	2"
2 1/2	65	160	183	115	2 1/2"
3	80	180	207	140	3"
4	100	216	250	160	4"

Test Pressure (Hydrostatic) - Shell : 1.5 MPa - Seat & Back Seat : 1.0 MPa - Maximum Working Temperature : 45°C



HSN Code : 84818030

Article No.
1034

ZOLOTO[®]

Bronze Globe Valve (Flanged)



SALIENT FEATURES

- Flanged Ends to IS 778.
- Screwed in Bonnet, Inside Screw, Rising Stem, Integral Seat.
- Provision for re-packing under pressure.
- Premium Quality PTFE Gland Packing.
- Design Standard IS 778, Class-1.
- Designed sheet metal handwheel for a firm grip and convenient operation.

Note : Also available with Open Shut Indicator & Locking Device and with PTFE Seating, at a nominal extra price.

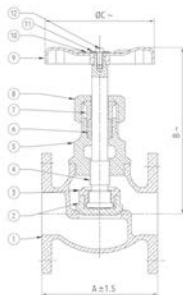
SUITABLE FOR

 STEAM WATER OIL AIR GASES

MATERIALS

P.No.	Name of Part	Material of Construction	Specification	Qty.
1	Body	Bronze	IS 318 Gr. LTB 2	1
2	Disc	Bronze	IS 318 Gr. LTB 2	1
3	Disc Nut	Bronze	IS 318 Gr. LTB 2	1
4	Stem	Forged Brass	IS 6912 Gr. FLB	1
5	Bonnet	Bronze	IS 318 Gr. LTB 2	1
6	Gland Packing	PTFE	BS EN 12086 - 1	-
7	Gland	Forged Brass	IS 6912 Gr. FLB	1
8	Gland Nut	Forged Brass	IS 6912 Gr. FLB	1
9	Handwheel	Sheet Metal [#] / Cast Iron	--- / IS 210 Gr. FG 200	1
10	Name Plate	Aluminium	---	1
11	Washer	Carbon Steel (Zinc Plated)	---	1
12	Screw / Bolt	Carbon Steel (Zinc Plated)	IS 1367	1

Powder Coated



SIZES & DIMENSIONS

Size (Inches)	Size (mm)	A ± 1.5	B -	OC -
1/2	15	75	90	60
3/4	20	85	105	65
1	25	95	115	70
1 1/4	32	110	127	80
1 1/2	40	120	138	90
2	50	145	162	110
2 1/2	65	165	183	115
3	80	185	207	140
4	100	216	250	160

Test Pressure (Hydrostatic) - Shell : 1.5 MPa - Seat & Back Seat : 1.0 MPa - Maximum Working Temperature : 45°C



Article No.
1035

ZOLOTO®

Bronze Gate Valve (Screwed)



HSN Code : 84818030

SALIENT FEATURES

- Screwed Female Ends to IS 554 / BS 21 / ISO 7.
- Screwed in Bonnet, Inside Screw, Non-Rising Stem, Integral Seat, Solid Wedge.
- Designed sheet metal handwheel for a firm grip and convenient operation.
- Premium Quality PTFE Gland Packing.
- Design Standard IS 778, Class-1.
- Provision for re-packing under pressure.

Note : Also available with Open Shut Indicator and Locking Device, at a nominal extra price.

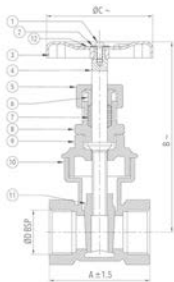
SUITABLE FOR



MATERIALS

P.No.	Name of Part	Material of Construction	Specification	Qty.
1	Screw / Bolt	Carbon Steel (Zinc Plated)	IS 1367	1
2	Washer	Carbon Steel (Zinc Plated)	---	1
3	Handwheel	Sheet Metal [#] / Cast Iron	--- / IS 210 Gr. FG 200	1
4	Stem	Forged Brass	IS 6912 Gr. FLB	1
5	Gland Nut	Forged Brass	IS 6912 Gr. FLB	1
6	Gland	Forged Brass	IS 6912 Gr. FLB	1
7	Gland Packing	PTFE	BS EN 12086 - 1	-
8	Stuffing Box	Forged Brass	IS 6912 Gr. FLB	1
9	Bonnet	Forged Brass	IS 6912 Gr. FLB	1
10	Body	Bronze	IS 318 Gr. LTB 2	1
11	Wedge	Bronze	IS 318 Gr. LTB 2	1
12	Name Plate	Aluminium	---	1

[#] Powder Coated



SIZES & DIMENSIONS

Size (Inches)	Size (mm)	A ±1.5	B -	OC -	D
1/4	8	50	84	50	1/4"
3/8	10	50	89	50	3/8"
1/2	15	60	105	60	1/2"
3/4	20	60	117	65	3/4"
1	25	70	132	70	1"
1 1/4	32	80	140	80	1 1/4"
1 1/2	40	90	165	90	1 1/2"
2	50	100	190	110	2"
2 1/2	65	105	228	115	2 1/2"
3	80	125	268	140	3"
4	100	160	323	160	4"

Test Pressure (Hydrostatic) - Shell : 1.5 MPa - Seat & Back Seat : 1.0 MPa - Maximum Working Temperature : 45°C

ZOLOTO'S

Synergy is exemplified in its Teamwork.



P
A
R
T
N
S
H
A
R
E
T
R
I
P
T
E
A
M
W
O
R
K
C
O
L
L
A
B
O
R
A
T
E
S
U
P
P
O
R
T
N
O
W
I
N
G





Article No.
1035A

ZOLOTO[®]

Bronze Gate Valve, Class-2 (Screwed)



HSN Code : 84818030

SALIENT FEATURES

- Screwed Female Ends to IS 554 / BS 21 / ISO 7.
- Screwed in Bonnet, Inside Screw, Non-Rising Stem, Integral Seat, Solid Wedge.
- Designed sheet metal handwheel for a firm grip and convenient operation.
- Premium Quality PTFE Gland Packing.
- Design Standard IS 778, Class-2.
- Provision for re-packing under pressure.

Note : Also available with Open Shut Indicator and Locking Device, at a nominal extra price.


SUITABLE FOR



MATERIALS

P.No.	Name of Part	Material of Construction	Specification	Qty.
1	Screw / Bolt	Carbon Steel (Zinc Plated)	IS 1367	1
2	Washer	Carbon Steel (Zinc Plated)	---	1
3	Handwheel	Sheet Metal [#] / Cast Iron	--- / IS 210 Gr. FG 200	1
4	Stem	Forged Brass	IS 6912 Gr. FLB	1
5	Gland Nut	Forged Brass	IS 6912 Gr. FLB	1
6	Gland	Forged Brass	IS 6912 Gr. FLB	1
7	Gland Packing	PTFE	BS EN 12086 - 1	-
8	Stuffing Box	Forged Brass	IS 6912 Gr. FLB	1
9	Bonnet	Forged Brass	IS 6912 Gr. FLB	1
10	Body	Bronze	IS 318 Gr. LTB 2	1
11	Wedge	Bronze	IS 318 Gr. LTB 2	1
12	Name Plate	Aluminium	---	1

Powder Coated



SIZES & DIMENSIONS

Size (Inches)	Size (mm)	A ± 1.5	B -	OC -	D
1/4	8	50	84	50	1/4"
3/8	10	50	89	50	3/8"
1/2	15	60	105	60	1/2"
3/4	20	60	117	65	3/4"
1	25	70	132	70	1"
1 1/4	32	80	140	80	1 1/4"
1 1/2	40	90	165	90	1 1/2"
2	50	100	190	110	2"
2 1/2	65	105	228	115	2 1/2"
3	80	125	268	140	3"
4	100	160	323	160	4"

Test Pressure (Hydrostatic) - Shell : 2.4 MPa - Seat & Back Seat : 1.6 MPa - Maximum Working Temperature : 45°C



Article No.
1035B

ZOLOTO®

Bronze Gate Valve Rising Stem (Screwed)

HSN Code : 84818030

SALIENT FEATURES

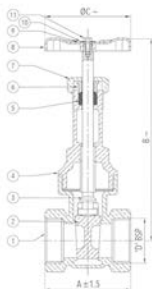
- Screwed female ends to IS 554 / BS21 / ISO - 7.
- Screwed in Bonnet, Inside Screw, Rising Stem, Integral Seat, Solid Wedge.
- Provision for re-packing under pressure.
- Designed sheet metal handwheel for a firm grip and convenient operation.
- Premium quality PTFE Gland Packing.

SUITABLE FOR



MATERIALS

P.No.	Name of Part	Material of Construction	Specification	Qty.
1	Body	Bronze	IS 318 Gr. LTB 2	1
2	Wedge	Bronze	IS 318 Gr. LTB 2	1
3	Stem	Forged Brass	IS 6912 Gr. FLB	1
4	Bonnet	Bronze	IS 318 Gr. LTB 2	1
5	Gland Packing	PTFE	BS EN 12086 - 1	-
6	Gland	Forged Brass	IS 6912 Gr. FLB	1
7	Gland Nut	Forged Brass	IS 6912 Gr. FLB	-
8	Hand Wheel	Sheet Metal (Powder Coated)	---	1
9	Name Plate	Aluminium	---	1
10	Washer	Carbon Steel (Zinc Plated)	---	1
11	Screw / Bolt	Carbon Steel (Zinc Plated)	IS 1367	1



SIZES & DIMENSIONS

Size (Inches)	Size (mm)	A ±1.5	B -	OC -	D
1/2	15	60	120	60	1/2"
3/4	20	60	128	65	3/4"
1	25	70	150	70	1"
1 1/4	32	80	188	80	1 1/4"
1 1/2	40	90	214	90	1 1/2"
2	50	100	243	110	2"
2 1/2	65	105	310	115	2 1/2"
3	80	125	360	140	3"
4	100	160	432	160	4"

Test Pressure (Hydrostatic) Class-1 - Shell - 1.5 MPa - Seat & Back Seat - 1.0 MPa - Maximum Working Temperature - 45°C



Article No.
1036

ZOLOTO®

Bronze Gate Valve (Flanged)



HSN Code : 84818030

SALIENT FEATURES

- Flanged Ends to IS 778.
- Screwed in Bonnet, Inside Screw, Non-Rising Stem, Integral Seat, Solid Wedge.
- Designed sheet metal handwheel for a firm grip and convenient operation.
- Premium Quality PTFE Gland Packing.
- Provision for re-packing under pressure.
- Design Standard IS 778, Class 1.

Note : Also available with Open Shut Indicator and Locking Device, at a nominal extra price.

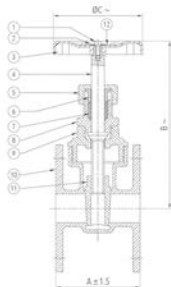
SUITABLE FOR



MATERIALS

P.No.	Name of Part	Material of Construction	Specification	Qty.
1	Screw / Bolt	Carbon Steel (Zinc Plated)	IS 1367	1
2	Washer	Carbon Steel (Zinc Plated)	---	1
3	Handwheel	Sheet Metal ¹ / Cast Iron	--- / IS 210 Gr. FG 200	1
4	Stem	Forged Brass	IS 6912 Gr. FLB	1
5	Gland Nut	Forged Brass	IS 6912 Gr. FLB	1
6	Gland	Forged Brass	IS 6912 Gr. FLB	1
7	Gland Packing	PTFE	BS EN Gr. 12086 - 1	-
8	Stuffing Box	Forged Brass	IS 6912 Gr. FLB	1
9	Bonnet	Forged Brass	IS 6912 Gr. FLB	1
10	Body	Bronze	IS 318 Gr. LTB 2	1
11	Wedge	Bronze	IS 318 Gr. LTB 2	1
12	Name Plate	Aluminium	---	1

¹ Powder Coated



SIZES & DIMENSIONS

Size (Inches)	Size (mm)	A ±1.5	B -	OC -
1/2	15	72	105	60
3/4	20	76	117	65
1	25	90	132	70
1 1/4	32	100	140	80
1 1/2	40	110	172	90
2	50	120	190	110
2 1/2	65	140	214	115
3	80	150	268	140
4	100	190	323	160

Test Pressure (Hydrostatic) - Shell : 1.5 MPa - Seat & Back Seat : 1.0 MPa - Maximum Working Temperature : 45°C



Article No.
1037

ZOLOTO®

Bronze Vertical Check Valve (Screwed)



HSN Code : 84813000

SALIENT FEATURES

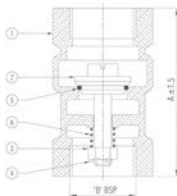
- Screwed Female Ends to IS 554 / BS 21 / ISO 7.
- Single Piece Design.
- Meant for Vertical Lines Only.
- Permits flow in one direction and closes automatically if the flow reverses.
- Design Standard IS 778, Class-1.
- Also available with metal to metal seating.

SUITABLE FOR



MATERIALS

P.No.	Name of Part	Material of Construction	Specification	Qty.
1	Body	Bronze	IS 318 Gr. 1TB 2	1
2	Disc	Bronze	IS 318 Gr. 1TB 2	1
3	Nut	Brass	IS 319 Gr. 2 (Half Hard)	1
4	Split Pin	Brass	---	1
5	'O' Ring	Nitrile Rubber	IS 5192 - 1	1
6	Spring	Stainless Steel	Type 304	1



SIZES & DIMENSIONS

Size (Inches)	Size (mm)	A ±1.5	B
1/2	15	65	1/2"
3/4	20	70	3/4"
1	25	75	1"
1 1/4	32	85	1 1/4"
1 1/2	40	95	1 1/2"
2	50	110	2"

Test Pressure (Hydrostatic) - Shell : 1.5 MPa - Seat : 0.25 MPa - Maximum Working Temperature : 45°C



Article No.
1038

ZOLOTO[®]

Bronze Horizontal Check Valve (Screwed)



HSN Code : 84813000

SALIENT FEATURES

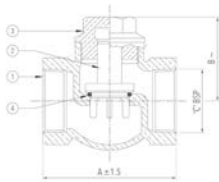
- Screwed Female Ends to IS 554 / BS 21 / ISO 7.
- Screwed in Bonnet, meant for Horizontal Lines Only.
- Permits flow in one direction and shuts automatically if the flow reverses.
- Metal Disc is mushroom shaped with spherical seating surface.
- Disc is guided in Body as well as in Bonnet.
- Design Standard IS 778, Class 1.
- Also available with metal to metal seating.

SUITABLE FOR



MATERIALS

P.No.	Name of Part	Material of Construction	Specification	Qty.
1	Body	Bronze	IS 318 Gr. LTB 2	1
2	Disc	Bronze	IS 318 Gr. LTB 2	1
3	Bonnet	Bronze / Forged Brass	IS 318 Gr. LTB 2 / IS 6912 Gr. FLB 1	1
4	O' Ring	Nitrile Rubber	IS 5192 - 1	1



SIZES & DIMENSIONS

Size (Inches)	Size (mm)	A ±1.5	B -	C
1/2	15	60	40	1/2"
3/4	20	70	45	3/4"
1	25	80	55	1"
1 1/4	32	95	59	1 1/4"
1 1/2	40	110	65	1 1/2"
2	50	125	74	2"
2 1/2	65	160	85	2 1/2"
3	80	180	105	3"
4	100	216	131	4"

Test Pressure (Hydrostatic) - Shell : 1.5 MPa - Seat : 0.25 MPa - Maximum Working Temperature : 45°C



Article No.
1039

ZOLOTO®

Bronze Horizontal Check Valve (Flanged)



HSN Code : 84813000

SALIENT FEATURES

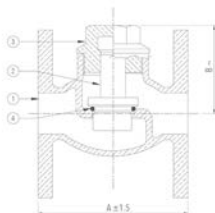
- Flanged Ends to IS 778.
- Screwed in Bonnet, meant for Horizontal Lines Only.
- Permits flow in one direction and closes automatically if the flow reverses.
- Metal Disc is mushroom shaped with spherical seating surface.
- Disc is guided in Body as well as in Bonnet.
- Design Standard IS 778, Class 1.
- Also available with metal to metal seating.

SUITABLE FOR



MATERIALS

P.No.	Name of Part	Material of Construction	Specification	Qty.
1	Body	Bronze	IS 318 Gr. LTB 2	1
2	Disc	Bronze	IS 318 Gr. LTB 2	1
3	Bonnet	Bronze / Forged Brass	IS 318 Gr. LTB 2 / IS 6912 Gr. FLB 1	1
4	O' Ring	Nitrile Rubber	IS 5192 - 1	1



SIZES & DIMENSIONS

Size (Inches)	Size (mm)	A ±1.5	B -
1/2	15	75	40
3/4	20	85	45
1	25	95	55
1 1/4	32	110	59
1 1/2	40	120	65
2	50	145	74
2 1/2	65	165	85
3	80	185	105
4	100	216	131

Test Pressure (Hydrostatic) - Shell : 1.5 MPa - Seat : 0.25 MPa - Maximum Working Temperature : 45°C



Article No.
1040A

ZOLOTO®

Bronze Compact Pressure Reducing Valve (Screwed)

HSN Code : 84811000

SALIENT FEATURES

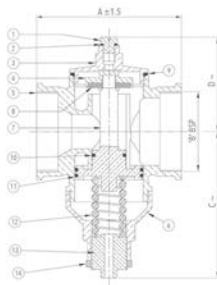
- Screwed Female Ends to IS 554 / BS 21 / ISO 7.
- Piston operated, hence more reliable than a conventional diaphragm type PRV.
- Compact size, easy to install.
- Diaphragm-less, Piston Type.
- Demands low maintenance and virtually noiseless.
- Provided with Premium Quality Nitrile Rubber 'O' Rings.
- Facility provided to install a pressure gauge of 1/4" BSP size to gauge the critically relevant outlet pressure.
- Designed to suit every application requiring accurate pressure ratings.
- All 'O' rings are of superior food grade material, hence ensuring absolute zero health hazard.

SUITABLE FOR



MATERIALS

P.No.	Name of Part	Material of Construction	Specification	Qty.
1	Plug	Forged Brass	IS 6912 Gr. FLB	1
2	'O' Ring	Nitrile Rubber	IS 5192 - 1	1
3	Body	Bronze	IS 318 Gr. LTB 2	1
4	Disc Holder	Bronze	IS 318 Gr. LTB 2	1
5	Bonnet	Bronze	IS 318 Gr. LTB 2	1
6	Chamber	Bronze	IS 318 Gr. LTB 2	1
7	Piston	Bronze	IS 318 Gr. LTB 2	1
8	Disc	Nitrile Rubber	IS 5192 - 1	1
9	'O' Ring	Nitrile Rubber	IS 5192 - 1	1
10	'O' Ring	Nitrile Rubber	IS 5192 - 1	1
11	'O' Ring	Nitrile Rubber	IS 5192 - 1	1
12	Spring	Spring Steel	EN 47 Gr. B	1
13	Adjustable Ring	Bronze	IS 318 Gr. LTB 2	1
14	Locking Ring	Bronze	IS 318 Gr. LTB 2	1



SIZES & DIMENSIONS

Size (Inches)	Size (mm)	A ± 1.5	B	C ~	D ~
2 1/2	65	135	2 1/2"	130	87
3	80	160	3"	150	101
4	100	160	4"	162	115

Test Pressure (Hydrostatic) - Shell : 35 bar Maximum Upstream Pressure : 25 bar

Note : At maximum inlet pressure 25 bar, the minimum outlet pressure will be 5.5 bar.



Article No.
1040B

ZOLOTO®

Forged Brass Compact Pressure Reducing Valve (Screwed)

HSN Code : 84811000

SALIENT FEATURES

- Screwed Female Ends to IS 554 / BS 21 / ISO 7.
- Most ideal for sensitive and a consistent fluid regulation. Diaphragm-less, Piston Type.
- Piston operated, hence more reliable than a conventional diaphragm type PRV.
- Rugged body, compact-sized, easy to install.
- Provided with Premium Quality Nitrile Rubber 'O' Rings.
- Demands low maintenance and virtually noiseless.
- Most of the critical working components have a distinct edge of being hot brass forged.
- Facility provided to install a Pressure gauge of 1/4" BSP size to gauge the critically relevant Outlet Pressure.
- Designed to suit every application requiring accurate pressure ratings. All 'O' rings are of superior food grade material, hence ensuring absolute zero health hazard.

SUITABLE FOR

STEAM

WATER

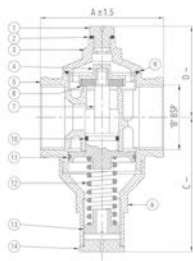
OIL

AIR

GASES

MATERIALS

P.No.	Name of Part	Material of Construction	Specification	Qty.
1	Plug	Forged Brass	IS 6912 Gr. FLB	1
2	'O' Ring	Nitrile Rubber	IS 5192 - 1	1
3	Body	Forged Brass	IS 6912 Gr. FLB	1
4	Disc Holder	Forged Brass	IS 6912 Gr. FLB	1
5	Bonnet	Forged Brass	IS 6912 Gr. FLB	1
6	Chamber	Forged Brass	IS 6912 Gr. FLB	1
7	Piston	Forged Brass / Bronze	IS 6912 Gr. FLB / IS 318 Gr. LTB 2	1
8	Disc	Nitrile Rubber	IS 5192 - 1	1
9	'O' Ring	Nitrile Rubber	IS 5192 - 1	1
10	'O' Ring	Nitrile Rubber	IS 5192 - 1	1
11	'O' Ring	Nitrile Rubber	IS 5192 - 1	1
12	Spring	Spring Steel	EN 47 Gr. B	1
13	Adjustable Ring	Forged Brass	IS 6912 Gr. FLB	1
14	CAP	PVC	IS 15225	1



SIZES & DIMENSIONS

Size (Inches)	Size (mm)	A ± 1.5	B	C ~	D ~
1/2	15	62	1/2"	68	44
3/4	20	62	3/4"	68	44
1	25	86	1"	93	61
1 1/4	32	91	1 1/4"	99	65
1 1/2	40	91	1 1/2"	99	65
2	50	91	2"	101	71

Test Pressure (Hydrostatic) - Shell : 35 bar Maximum Upstream Pressure : 25 bar

Note : At maximum inlet pressure 25 bar, the minimum outlet pressure will be 5.5 bar.



Article No.
1041

ZOLOTO[®]

Bronze Globe Steam Stop Valve (Screwed)

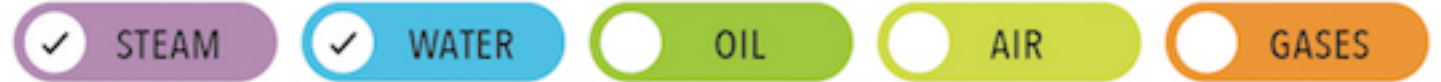
I.B.R

HSN Code : 84818030

SALIENT FEATURES

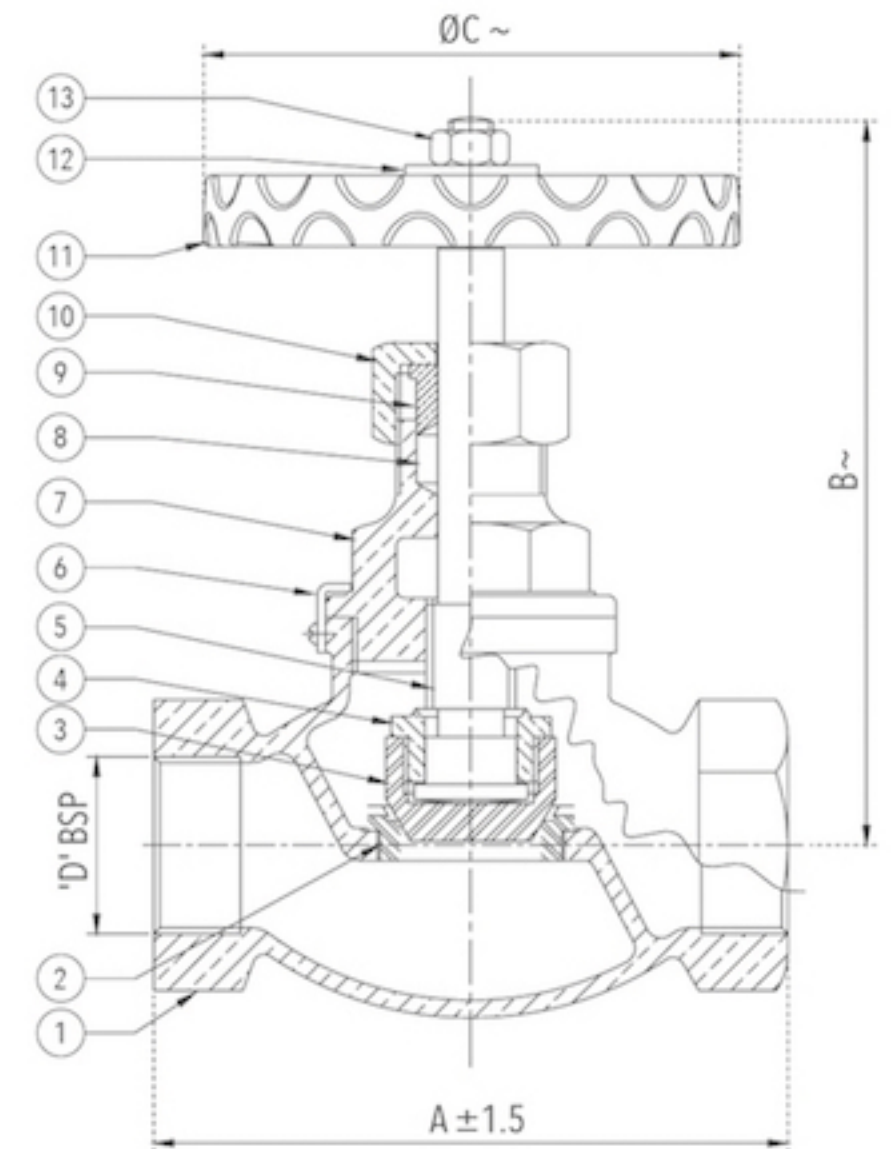
- Screwed Female Ends to BSPT.
- Straight Pattern, Screwed in Bonnet, Inside Screw, Rising Stem.
- Provision for re-packing under pressure.
- Handwheel Operated.
- Premium Quality lubricated Gland Packing.
- Renewable 13% Cr. Stainless Steel (S.S 410) working parts.
- Heat treated body seat ring and disc for extended life.

SUITABLE FOR



MATERIALS

P.No.	Name of Part	Material of Construction	Specification	Qty.
1	Body	Bronze	IBR 282 (a) (iv) Gr. B	1
2	Body Seat Ring	Stainless Steel	ASTM A 276 Type 410	1
3	Disc	Stainless Steel	ASTM A 276 Type 410	1
4	Disc Nut	Bronze	IBR 282 (a) (iv) Gr. B	1
5	Stem	Stainless Steel	ASTM A 276 Type 410	1
6	Safety Lock	Brass Sheet	IS 410	1
7	Bonnet	Bronze	IBR 282 (a) (iv) Gr. B	1
8	Gland Packing	Asbestos	IS 4687	-
9	Gland	Bronze	IBR 282 (a) (iv) Gr. B	1
10	Gland Nut	Bronze	IBR 282 (a) (iv) Gr. B	1
11	Handwheel	Cast Iron	IS 210 Gr. FG 200	1
12	Washer	Carbon Steel	---	1
13	Nut	Carbon Steel	---	1



SIZES & DIMENSIONS

Size (Inches)	Size (mm)	A ±1.5	B ~	ØC ~	D
1/2	15	83	115	90	1/2"
3/4	20	95	115	90	3/4"
1	25	111	130	102	1"
1 1/4	32	133	160	127	1 1/4"
1 1/2	40	152	168	127	1 1/2"
2	50	178	185	150	2"

Test Pressure (Hydrostatic) - Shell : 35.15 kg/cm²g (500 psig) Working Pressure (Steam) : 17.58 kg/cm²g (250 psig) Maximum Working Temperature : 225°C

Article No.
1042

ZOLOTO®

Bronze Globe Steam Stop Valve (Flanged)

HSN Code : 84818030



SALIENT FEATURES

- Flanged Ends to BS 10 Table 7F.
- Straight Pattern, Screwed in Bonnet, Inside Screw, Rising Stem.
- Provision for re-packing under pressure.
- Handwheel Operated.
- Premium Quality lubricated Gland Packing.
- Renewable 13% Cr. Stainless Steel (S.S-410) working parts.
- Heat treated body seat ring and disc for extended life.

SUITABLE FOR

✓ STEAM

✓ WATER

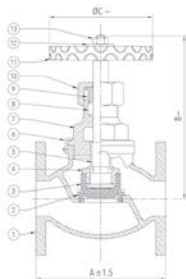
○ OIL

○ AIR

○ GASES

MATERIALS

P.No.	Name of Part	Material of Construction	Specification	Qty.
1	Body	Bronze	IBR 282 (a) (iv) Gr. B	1
2	Body Seat Ring	Stainless Steel	ASTM A 276 Type 410	1
3	Disc	Stainless Steel	ASTM A 276 Type 410	1
4	Disc Nut	Bronze	IBR 282 (a) (iv) Gr. B	1
5	Stem	Stainless Steel	ASTM A 276 Type 410	1
6	Safety Lock	Brass Sheet	IS 410	1
7	Bonnet	Bronze	IBR 282 (a) (iv) Gr. B	1
8	Gland Packing	Asbestos	IS 4687	-
9	Gland	Bronze	IBR 282 (a) (iv) Gr. B	1
10	Gland Nut	Bronze	IBR 282 (a) (iv) Gr. B	1
11	Handwheel	Cast Iron	IS 210 Gr. FG 200	1
12	Washer	Carbon Steel	---	1
13	Nut	Carbon Steel	---	1



SIZES & DIMENSIONS

Size (Inches)	Size (mm)	A ± 1.5	B -	OC -
1/2	15	102	115	90
3/4	20	114	115	90
1	25	127	130	102
1 1/4	32	140	160	127
1 1/2	40	152	168	127
2	50	178	185	150

Test Pressure (Hydrostatic) - Shell : 35.15 kg/cm²g (500 psig) Working Pressure (Steam) : 17.58 kg/cm²g (250 psig) Maximum Working Temperature : 225°C

Article No.
1043

ZOLOTO®

Bronze Horizontal Lift Check Valve
(Screwed)

HSN Code : 84813000



SALIENT FEATURES

- Screwed Female Ends to BSPT.
- Straight Pattern, Screwed / Bolted Cover.
- Renewable 13% Cr. Stainless Steel (S.S 410) working parts.

SUITABLE FOR

 STEAM

 WATER

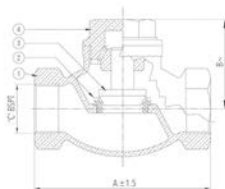
 OIL

 AIR

 GASES

MATERIALS

P.No.	Name of Part	Material of Construction	Specification	Qty.
1	Body	Bronze	IBR 282 (a) (iv) Gc. B	1
2	Body Seat Ring	Stainless Steel	ASTM A 276 Type 410	1
3	Disc	Stainless Steel	ASTM A 276 Type 410	1
4	Cover	Bronze	IBR 282 (a) (iv) Gc. B	1



SIZES & DIMENSIONS

Size (Inches)	Size (mm)	A ± 1.5	B -	C
1/2	15	83	55	1/2"
3/4	20	95	55	3/4"
1	25	111	65	1"
1 1/4	32	133	78	1 1/4"
1 1/2	40	152	82	1 1/2"
2	50	178	91	2"

Test Pressure (Hydrostatic) - Shell : 35.15 kg/cm²g (500 psig) Working Pressure (Steam) : 17.58 kg/cm²g (250 psig) Maximum Working Temperature : 225°C



Article No.
1044

ZOLOTO®

Bronze Horizontal Lift Check Valve (Flanged)

I.B.R.

HSN Code : 84813000

SALIENT FEATURES

- Flanged Ends to BS 10 Table 1F.
- Straight Pattern, Screwed / Bolted Cover.
- Renewable 13% Cr. Stainless Steel (S.S.410) working parts.

SUITABLE FOR

STEAM

WATER

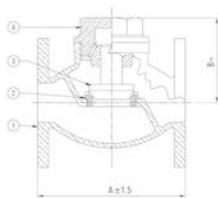
OIL

AIR

GASES

MATERIALS

P.No.	Name of Part	Material of Construction	Specification	Qty.
1	Body	Bronze	IBR 282 (a) (iv) Gt. B	1
2	Body Seat Ring	Stainless Steel	ASTM A 276 Type 410	1
3	Disc	Stainless Steel	ASTM A 276 Type 410	1
4	Cover	Bronze	IBR 282 (a) (iv) Gt. B	1



SIZES & DIMENSIONS

Size (Inches)	Size (mm)	A ± 1.5	B -
1/2	15	102	55
3/4	20	114	55
1	25	127	65
1 1/4	32	140	78
1 1/2	40	152	82
2	50	178	91

Test Pressure (Hydrostatic) - Shell : 35.15 kg/cm² (500 psig) Working Pressure (Steam) : 17.58 kg/cm² (250 psig) Maximum Working Temperature : 225°C



Article No.
1045

ZOLOTO®

Bronze Vertical Lift Check Valve (Screwed)

L.B.R.

HSN Code : 84813000

SALIENT FEATURES

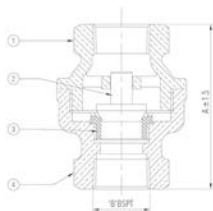
- Screwed Female Ends to BSPT.
- Renewable 13% Cr. Stainless Steel (S.S 410) working parts.
- Two Piece Design.

SUITABLE FOR



MATERIALS

P.No.	Name of Part	Material of Construction	Specification	Qty.
1	Outlet Body	Bronze	IBR 282 (a) (iv) Gr. B	1
2	Disc	Stainless Steel	ASTM A 276 Type 410	1
3	Body Seat Ring	Stainless Steel	ASTM A 276 Type 410	1
4	Inlet Body	Bronze	IBR 282 (a) (iv) Gr. B	1



SIZES & DIMENSIONS

Size (Inches)	Size (mm)	A ± 1.5	B
1/2	15	73	1/2"
3/4	20	76	3/4"
1	25	90	1"
1 1/4	32	114	1 1/4"
1 1/2	40	127	1 1/2"
2	50	152	2"

Test Pressure (Hydrostatic) - Shell : 35.15 kg/cm² (500 psig) Working Pressure (Steam) : 17.58 kg/cm² (250 psig) Maximum Working Temperature : 225°C



Article No.
1046

ZOLOTO[®]

Bronze Vertical Lift Check Valve (Flanged)

LB.R

HSN Code : 84813000

SALIENT FEATURES

- Flanged Ends to BS 10 Table 1F.
- Renewable 13% Cr. Stainless Steel (S.S 410) working parts.
- Two Piece Design.

SUITABLE FOR

STEAM

WATER

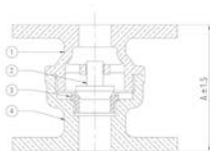
OIL

AIR

GASES

MATERIALS

P.No.	Name of Part	Material of Construction	Specification	Qty.
1	Outlet Body	Bronze	IBR 282 (a) (iv) Gr. B	1
2	Disc	Stainless Steel	ASTM A 276 Type 410	1
3	Body Seat Ring	Stainless Steel	ASTM A 276 Type 410	1
4	Inlet Body	Bronze	IBR 282 (a) (iv) Gr. B	1



SIZES & DIMENSIONS

Size (Inches)	Size (mm)	A ± 1.5
1/2	15	70
3/4	20	76
1	25	95
1 1/4	32	102
1 1/2	40	123
2	50	140

Test Pressure (Hydrostatic) - Shell : 35.15 kg/cm²g (500 psig) Working Pressure (Steam) : 17.58 kg/cm²g (250 psig) Maximum Working Temperature : 225°C



Article No.
1047

ZOLOTO®

Bronze Asbestos Packed Water Level Gauge
(Screwed)

I.B.R

HSN Code : 84818030

SALIENT FEATURES

- Screwed Male End to BSP.
- Asbestos Gland Packing.
- Set available for both, Right Hand and Left Hand operations.
- Polished Body.

Note : Glass Tube is not provided with this product.

SUITABLE FOR

STEAM

WATER

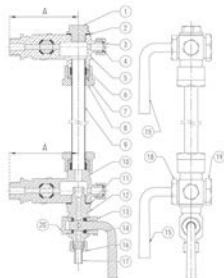
OIL

AIR

GASES

MATERIALS

P.No.	Name of Part	Material of Construction	Specification	Qty.
1	Plug	Bronze	IBR 282 (a) (iv) Gr. B	1
2	Gasket	Steam Jointing Sheet	IS 2712 Gr. W/3	1
3	Lock Nut	Bronze	IBR 282 (a) (iv) Gr. B	2
4	Gasket	Steam Jointing Sheet	IS 2712 Gr. W/3	2
5	Upper Arm	Bronze	IBR 282 (a) (iv) Gr. B	1
6	Gland Packing	Graphite Asbestos	IS 4687	-
7	Gland	Bronze	IBR 282 (a) (iv) Gr. B	2
8	Gland Nut	Bronze	IBR 282 (a) (iv) Gr. B	2
9	Glass Tube	Toughened Glass	---	1
10	Lower Arm	Bronze	IBR 282 (a) (iv) Gr. B	1
11	Gasket	Steam Jointing Sheet	IS 2712 Gr. W/3	1
12	Drain Valve	Bronze	IBR 282 (a) (iv) Gr. B	1
13	Lock Nut	Bronze	IBR 282 (a) (iv) Gr. B	1
14	Handle	Bronze	IBR 282 (a) (iv) Gr. B	1
15	Handle	Bronze	IBR 282 (a) (iv) Gr. B	2
16	Union Nut	Bronze	IBR 282 (a) (iv) Gr. B	1
17	Tail Pipe	Bronze	IBR 282 (a) (iv) Gr. B	1
18	Lock Nut	Bronze	IBR 282 (a) (iv) Gr. B	2
19	Bottom Nut	Bronze	IBR 282 (a) (iv) Gr. B	2
20	Bottom Nut	Bronze	IBR 282 (a) (iv) Gr. B	1



SIZES & DIMENSIONS

Size (Inches)	Size (mm)	A
1/2	15	102
3/4	20	125

Test Pressure (Hydrostatic) - Shell : 21.10 kg/cm² (300 psig) Working Pressure (Steam) : 10.55 kg/cm² (150 psig) Maximum Working Temperature : 225°C



Article No.
1048

ZOLOTO®

Bronze Asbestos Packed Water Level Gauge
(Flanged)

I.B.R

HSN Code : 84818030

SALIENT FEATURES

- Flanged Ends to BS 10 Table 'F'.
- Asbestos Gland Packing.
- Set available for both, Right Hand and Left Hand operations.
- Polished Body.

Note : Glass Tube is not provided with this product.

SUITABLE FOR

STEAM

WATER

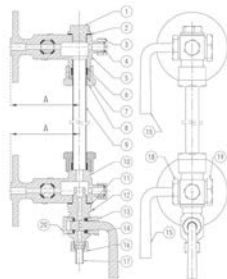
OIL

AIR

GASES

MATERIALS

P.No.	Name of Part	Material of Construction	Specification	Qty.
1	Plug	Bronze	IBR 282 (a) (iv) Gr. B	1
2	Gasket	Steam Jointing Sheet	IS 2712 Gr. W/3	1
3	Lock Nut	Bronze	IBR 282 (a) (iv) Gr. B	2
4	Gasket	Steam Jointing Sheet	IS 2712 Gr. W/3	2
5	Upper Arm	Bronze	IBR 282 (a) (iv) Gr. B	1
6	Gland Packing	Graphite Asbestos	IS 4687	-
7	Gland	Bronze	IBR 282 (a) (iv) Gr. B	2
8	Gland Nut	Bronze	IBR 282 (a) (iv) Gr. B	2
9	Glass Tube	Toughened Glass	---	1
10	Lower Arm	Bronze	IBR 282 (a) (iv) Gr. B	1
11	Gasket	Steam Jointing Sheet	IS 2712 Gr. W/3	1
12	Drain Valve	Bronze	IBR 282 (a) (iv) Gr. B	1
13	Lock Nut	Bronze	IBR 282 (a) (iv) Gr. B	1
14	Handle	Bronze	IBR 282 (a) (iv) Gr. B	1
15	Handle	Bronze	IBR 282 (a) (iv) Gr. B	2
16	Union Nut	Bronze	IBR 282 (a) (iv) Gr. B	1
17	Tail Pipe	Bronze	IBR 282 (a) (iv) Gr. B	1
18	Lock Nut	Bronze	IBR 282 (a) (iv) Gr. B	2
19	Bottom Nut	Bronze	IBR 282 (a) (iv) Gr. B	2
20	Bottom Nut	Bronze	IBR 282 (a) (iv) Gr. B	1



SIZES & DIMENSIONS

Size (Inches)	Size (mm)	A
1/2	15	77
3/4	20	96

Test Pressure (Hydrostatic) - Shell : 21.10 kg/cm² (300 psig) Working Pressure (Steam) : 10.55 kg/cm² (150 psig) Maximum Working Temperature : 225°C



Article No.
1049

ZOLOTO®

Bronze Sleeve Packed Water Level Gauge (Screwed)

I.B.R

HSN Code : 84818030

SALIENT FEATURES

- Screwed Male End to BSP.
- Automatic Shut Off Device in Water Arm.
- Set available for both, Right Hand and Left Hand operations.
- Premium Quality Sleeve, Reinforced by metallic eye holes provided to avoid any clogging of passage.
- Each piece is fitted with self adjusting inverted taper plug (Stainless Steel) which forms a seal in the renewable moulded asbestos sleeve.
- Sleeve can easily be positioned by a rib which fits in the corresponding groove of the body.

Note : Glass Tube is **not** provided with this product.

SUITABLE FOR

STEAM

WATER

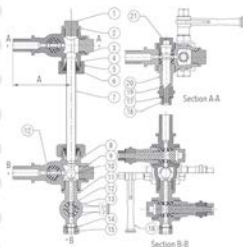
OIL

AIR

GASES

MATERIALS

P.No.	Name of Part	Material of Construction	Specification	Qty.
1	Plug	Bronze	IBR 282 (a) (iv) Gr. B	2
2	Gasket	Steam Jointing Sheet	IS 2712 Gr. W/3	4
3	Upper Arm	Bronze	IBR 282 (a) (iv) Gr. B	1
4	Cone	Synthetic Rubber	IS 5192-1	2
5	Nut	Bronze	IBR 282 (a) (iv) Gr. B	2
6	Washer	Bronze	IBR 282 (a) (iv) Gr. B	2
7	Glass Tube	Toughened Glass	---	1
8	Lower Arm	Bronze	IBR 282 (a) (iv) Gr. B	1
9	Plug	Bronze	IBR 282 (a) (iv) Gr. B	1
10	Ball	Stainless Steel	ASTM A 276 Type 304	1
11	Drain Valve	Bronze	IBR 282 (a) (iv) Gr. B	1
12	Sleeve Bush	Bronze	IBR 282 (a) (iv) Gr. B	6
13	Sleeve	Moulded Asbestos	---	3
14	Union Nut	Bronze	IBR 282 (a) (iv) Gr. B	1
15	Nipple	Bronze	IBR 282 (a) (iv) Gr. B	1
16	Nut	Carbon Steel	---	3
17	Name Plate	Brass / Aluminium	---	3
18	Handle	Bronze	IBR 282 (a) (iv) Gr. B	3
19	Stem	Stainless Steel	ASTM A 276 Type 410	3
20	Bonnet	Bronze	IBR 282 (a) (iv) Gr. B	3
21	Lock Nut	Bronze	IBR 282 (a) (iv) Gr. B	3



SIZES & DIMENSIONS

Size (Inches)	Size (mm)	A
1/2	15	118
3/4	20	118

Test Pressure (Hydrostatic) - Shell : 35.15 kg/cm² (500 psig) Working Pressure (Steam) : 17.58 kg/cm² (250 psig) Maximum Working Temperature : 225°C



Article No.
1050

ZOLOTO®

Bronze Sleeve Packed Water Level Gauge (Flanged)

I.B.R

HSN Code : 84818030

SALIENT FEATURES

- Flanged Ends to BS 10 Table 14F.
- Automatic Shut Off Device in Water Arm.
- Set available for both, Right Hand and Left Hand operations.
- Premium Quality Sleeve, Reinforced by metallic eye holes provided to avoid any clogging of passage.
- Each piece is fitted with self adjusting inverted taper plug (Stainless Steel) which forms a seal in the renewable moulded asbestos sleeve.
- Sleeve can easily be positioned by a rib which fits in the corresponding groove of the body.

Note : Glass Tube is **not** provided with this product.

SUITABLE FOR

STEAM

WATER

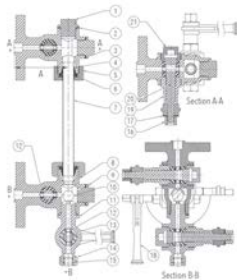
OIL

AIR

GASES

MATERIALS

P.No.	Name of Part	Material of Construction	Specification	Qty.
1	Plug	Bronze	IBR 282 (a) (iv) Gr. B	2
2	Gasket	Steam Jointing Sheet	IS 2712 Gr. W/3	4
3	Upper Arm	Bronze	IBR 282 (a) (iv) Gr. B	1
4	Cone	Synthetic Rubber	IS 5192-1	2
5	Nut	Bronze	IBR 282 (a) (iv) Gr. B	2
6	Washer	Bronze	IBR 282 (a) (iv) Gr. B	2
7	Glass Tube	Toughened Glass	---	1
8	Lower Arm	Bronze	IBR 282 (a) (iv) Gr. B	1
9	Plug	Bronze	IBR 282 (a) (iv) Gr. B	1
10	Ball	Stainless Steel	ASTM A 276 Type 304	1
11	Drain Valve	Bronze	IBR 282 (a) (iv) Gr. B	1
12	Sleeve Bush	Bronze	IBR 282 (a) (iv) Gr. B	6
13	Sleeve	Moulded Asbestos	---	3
14	Union Nut	Bronze	IBR 282 (a) (iv) Gr. B	1
15	Nipple	Bronze	IBR 282 (a) (iv) Gr. B	1
16	Nut	Carbon Steel	---	3
17	Name Plate	Brass / Aluminium	---	3
18	Handle	Bronze	IBR 282 (a) (iv) Gr. B	3
19	Stem	Stainless Steel	ASTM A 276 Type 410	3
20	Bonnet	Bronze	IBR 282 (a) (iv) Gr. B	3
21	Lock Nut	Bronze	IBR 282 (a) (iv) Gr. B	3



SIZES & DIMENSIONS

Size (Inches)	Size (mm)	A
1/2	15	80
3/4	20	92

Test Pressure (Hydrostatic) - Shell : 35.15 kg/cm² (500 psig) Working Pressure (Steam) : 17.58 kg/cm² (250 psig) Maximum Working Temperature : 225°C



Article No.
1052

ZOLOTO®

Bronze Parallel Slide Blow Off Valve (Flanged)

I.B.R.

HSN Code : 84818030

SALIENT FEATURES

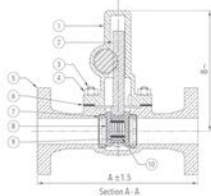
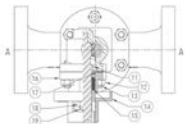
- Flanged Ends to BS 10 Table 'H'.
- Maintains fluid tightness and easy in operation because of sliding action of discs.
- Discs are kept in close contact with body rings by means of a spring when the valve is under pressure.
- Premium Quality lubricated Gland Packing.
- Bolted Bonnet.
- Valve is operated by means of Rack and Pinion arrangement, in such a manner that valve is opened fully with half turn of the box key, provided alongwith.
- Gland forms a locking guard which prevents removal of the key unless the valve is closed

SUITABLE FOR



MATERIALS

P.No.	Name of Part	Material of Construction	Specification	Qty.
1	Bonnet	Bronze	IBR 282 (a) (iv) Gr. B	1
2	Rack	Bronze	IBR 282 (a) (iv) Gr. B	1
3	Studs	Alloy Steel	ASTM A 193 Gr. B7	As Reqd.
4	Nuts	H.T Steel	ASTM A 194 Gr. 2H	As Reqd.
5	Body	Bronze	IBR 282 (a) (iv) Gr. B	1
6	Gasket	Steam Joining Sheet	IS 2712 Gr. W/3	1
7	Body Seat Ring	Stainless Steel	ASTM A 276 Type 410	1
8	Male Disc	Stainless Steel	ASTM A 276 Type 410	1
9	Female Disc	Stainless Steel	ASTM A 276 Type 410	1
10	Spring	Stainless Steel	IS 4454 Part 4 Gr. 2	1
11	Pinion	Stainless Steel	ASTM A 276 Type 410	1
12	Nuts	H.T Steel	ASTM A 194 Gr. 2H	As Reqd.
13	Studs	Alloy Steel	ASTM A 193 Gr. B7	As Reqd.
14	Gland	Bronze	IBR 282 (a) (iv) Gr. B	1
15	Gland Packing	Graphited Asbestos	IS 4687	-
16	Stuffing Box	Bronze	IBR 282 (a) (iv) Gr. B	1
17	Gasket	Steam Joining Sheet	IS 2712 Gr. W/3	1
18	Nuts	H.T Steel	ASTM A 194 Gr. 2H	As Reqd.
19	Studs	Alloy Steel	ASTM A 193 Gr. B7	As Reqd.



SIZES & DIMENSIONS

Size (Inches)	Size (mm)	A ± 1.5	B -
1	25	169	138
1 1/4	32	178	157
1 1/2	40	190	204
2	50	206	206

Test Pressure (Hydrostatic) - Shell : 35.15 kg/cm² (500 psig) Working Pressure (Steam) : 17.58 kg/cm² (250 psig) Maximum Working Temperature : 225°C

Article No.
1053

ZOLOTO®

Bronze Y-Type Strainer (Screwed)

L.B.R.

HSN Code : 84818030



SALIENT FEATURES

- Screwed Female Ends to BSPT.
- Stainless Steel (S.S 304) Ø1 mm perforated sheet screen is guided in the body and cover.
- Fine finish and smooth contours reduce pressure drop in the strainer.
- Large screening area makes the strainer highly efficient in performance.

SUITABLE FOR

STEAM

WATER

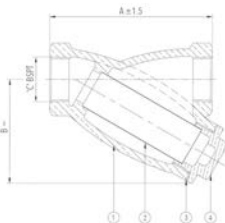
OIL

AIR

GASES

MATERIALS

P.No.	Name of Part	Material of Construction	Specification	Qty.
1	Body	Bronze	IBR 282 (a) (iv) Gr. B	1
2	Screen [#]	Stainless Steel	Type 304	1
3	Gasket	Steam Jointing Sheet	IS 2712 Gr. W/3	1
4	Cover	Bronze	IBR 282 (a) (iv) Gr. B	1



#(Ø1 mm Perforation)

SIZES & DIMENSIONS

Size (Inches)	Size (mm)	A ±1.5	B -	C
1/2	15	76	52	1/2"
3/4	20	98	67	3/4"
1	25	133	85	1"
1 1/4	32	152	98	1 1/4"
1 1/2	40	178	116	1 1/2"
2	50	222	140	2"

Test Pressure (Hydrostatic) - Shell : 35.15 kg/cm²g (500 psig) Working Pressure (Steam) : 17.58 kg/cm²g (250 psig) Maximum Working Temperature : 225°C



Article No.
1053A

ZOLOTO[®]

Forged Brass Y-Type Strainer, PN 25 (Screwed)

HSN Code : 84818090

SALIENT FEATURES

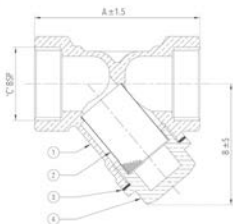
- Screwed Female Ends to BSP.
- Stainless Steel (S.S 304) Ø1 mm perforated sheet screen is guided in the body and cover.
- Fine finish and smooth contours reduce pressure drop in the strainer.
- Large screening area makes the strainer superbly efficient in performance.

SUITABLE FOR



MATERIALS

P.No.	Name of Part	Material of Construction	Specification	Qty.
1	Body	Forged Brass	IS 6912 Gr. FLB	1
2	Screen [#]	Stainless Steel	Type 304	1
3	Gasket	PTFE	BS EN Gr. 12086 - 1	1
4	Cover	Forged Brass	IS 6912 Gr. FLB	1



#(Ø1 mm Perforation)

SIZES & DIMENSIONS

Size (Inches)	Size (mm)	A ± 1.5	B ± 5	C
1/2	15	54	45	1/2"
3/4	20	67.5	56	3/4"
1	25	75	56	1"
1 1/4	32	94	73	1 1/4"
1 1/2	40	100	80	1 1/2"
2	50	126	99	2"

Test Pressure (Hydrostatic) - Shell : 35 kg/cm²g (500 psig) Working Pressure : 25 kg/cm²g (350 psig)

* Suitable for pressure upto 6.9 kg/cm²g (100 psig)



Article No.
1054

ZOLOTO®

Bronze Y-Type Strainer (Flanged)

I.B.R

HSN Code : 84818030

SALIENT FEATURES

- Flanged Ends to BS 10 Table 'H'.
- Stainless Steel (S.S 304) Ø1 mm perforated sheet screen is guided in the body and cover.
- Fine finish and smooth contours reduce pressure drop in the strainer.
- Large screening area makes the strainer highly efficient in performance.

SUITABLE FOR

STEAM

WATER

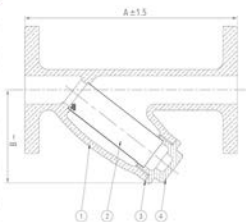
OIL

AIR

GASES

MATERIALS

P.No.	Name of Part	Material of Construction	Specification	Qty.
1	Body	Bronze	IBR 282 (a) (iv) Gr. B	1
2	Screen [#]	Stainless Steel	Type 304	1
3	Gasket	Steam Jointing Sheet	IS 2712 Gr. W/3	1
4	Cover	Bronze	IBR 282 (a) (iv) Gr. B	1



#(Ø1 mm Perforation)

SIZES & DIMENSIONS

Size (Inches)	Size (mm)	A ±1.5	B ~
1/2	15	136	68
3/4	20	140	85
1	25	162	110
1 1/4	32	178	120
1 1/2	40	203	145
2	50	203	188

Test Pressure (Hydrostatic) - Shell : 35.15 kg/cm² (500 psig) Working Pressure (Steam) : 17.58 kg/cm² (250 psig) Maximum Working Temperature : 225°C

Article No.
1055

ZOLOTO[®]

Bronze Thermodynamic Steam Trap (Screwed)

HSN Code : 84818030



SALIENT FEATURES

- Screwed Female Ends to BSPT.
- Provided with integral strainer for trouble free service.
- Stainless Steel (Type 304) 00.5 mm perforated sheet screen.
- Renewable 13% Cr. Stainless Steel (S.S.410) working parts.

SUITABLE FOR

 STEAM

 WATER

 OIL

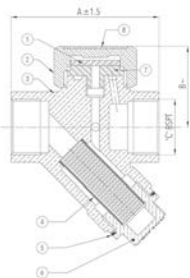
 AIR

 GASES

MATERIALS

P.No.	Name of Part	Material of Construction	Specification	Qty.
1	Disc	Stainless Steel	ASTM A 276 Type 410	1
2	Cover	Stainless Steel	ASTM A 276 Type 410	1
3	Body	Bronze	IBR 282 (a) (iv) Gr. B	1
4	Screen [#]	Stainless Steel	Type 304	1
5	Gasket	Steam Jointing Sheet	IS 2712 Gr. W/3	1
6	Plug	Stainless Steel	ASTM A 276 Type 410	1
7	Seat	Stainless Steel	ASTM A 276 Type 410	1
8	Name Plate	Aluminium	---	1

#(00.5 mm Perforation)



SIZES & DIMENSIONS

Size (Inches)	Size (mm)	A ± 1.5	B -	C
1/2	15	78	52	1/2"
3/4	20	96	52	3/4"
1	25	120	63	1"

Test Pressure (Hydrostatic) - Shell : 35.15 kg/cm² (500 psig) Working Pressure (Steam) : 17.58 kg/cm² (250 psig) Maximum Working Temperature : 225°C



Article No.
1063

ZOLOTO[®]

Bronze Fusible Plug
(One Piece Design)

LB.R

HSN Code : 84814000

SALIENT FEATURES

- Screwed Male End to BSPT.
- One Piece Design.
- Premium Quality Fusible Alloy used.

SUITABLE FOR

STEAM

WATER

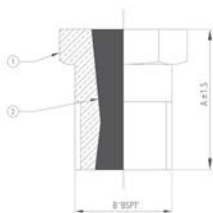
OIL

AIR

GASES

MATERIALS

P.No.	Name of Part	Material of Construction	Specification	Qty.
1	Body	Bronze	IBR 282 (a) (iv) Gr. B	1
2	Fusible Alloy	Pb-Sn Alloy	IBR 333	1



SIZES & DIMENSIONS

Size (Inches)	Size (mm)	A ± 1.5	B
1/2	15	32	1/2"
3/4	20	38	3/4"
1	25	44	1"

Test Pressure (Hydrostatic) - Shell : 35.15 kg/cm² (500 psig) Working Pressure (Steam) : 17.58 kg/cm² (250 psig)



Article No.
1064

ZOLOTO[®]

Bronze Fusible Plug (Two Piece Design)

LB.R

HSN Code : 84814000

SALIENT FEATURES

- Screwed Male End to BSPP.
- Two Piece Design.
- Premium Quality Fusible Alloy used.

Note : Spare cone also available for this product as per our Price List Article No. 1064A.

SUITABLE FOR

STEAM

WATER

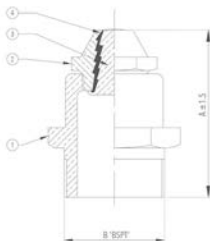
OIL

AIR

GASES

MATERIALS

P.No.	Name of Part	Material of Construction	Specification	Qty.
1	Body	Bronze	IBR 282 (a) (iv) Gr. B	1
2	Cone	Bronze	IBR 282 (a) (iv) Gr. B	1
3	Plug	Bronze	IBR 282 (a) (iv) Gr. B	1
4	Fusible Alloy	Pb-Sn Alloy	IBR 333	1



SIZES & DIMENSIONS

Size (Inches)	Size (mm)	A ±1.5	B
1/2	15	52	1/2"
3/4	20	56	3/4"
1	25	70	1"
1 1/4	32	82	1 1/4"
1 1/2	40	88	1 1/2"
2	50	102	2"

Test Pressure (Hydrostatic) - Shell : 35.15 kg/cm² (500 psig) Working Pressure (Steam) : 17.58 kg/cm² (250 psig)



Article No.
1065

ZOLOTO®

Cast Iron Globe Steam Stop Valve Straight Pattern
(Flanged)

I.B.R.

HSN Code : 84818030

SALIENT FEATURES

- Flanged Ends to DIN 2533 PN 16RF.
- Straight Pattern, Outside Screw, Yoke Type, Rising Stem.
- Renewable 13% Cr. Stainless Steel (S.S 410) working parts.
- Provision for re-packing under pressure.
- Minimum pressure drop inside the body due to streamlined body design.
- High lift of the seat to avoid any obstruction in the flow.
- Sturdy and comparatively bigger sized wheel provided to give sufficient torque for easy operation.

SUITABLE FOR

STEAM

WATER

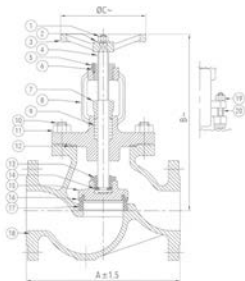
OIL

AIR

GASES

MATERIALS

P.No.	Name of Part	Material of Construction	Specification	Qty.
1, 2	Nut, Washer	Carbon Steel	---	1
3	Handwheel	Cast Iron	IS 210 Gr. FG 200	1
4	Stem	Stainless Steel	ASTM A 276 Type 410	1
5	Yoke Bush	Bronze	IS 318 Gr. 11B 2	1
6	Locking Screw	Carbon Steel	---	1
7, 8	Gland Flange, Bonnet	Cast Iron	IBR 86-93 Gr. A	1
9	Gland Packing	Braided Graphited Asbestos	IS 4687	-
10	Studs	Carbon Steel	IS 1367	As Reqd.
11	Nuts	Carbon Steel	IS 1367	As Reqd.
12	Gasket	Steam Jointing Sheet	IS 2712 Gr. W/3	1
13	Stem Nut	Stainless Steel	ASTM A 276 Type 410	1
14	Stem Ring	Stainless Steel	ASTM A 276 Type 410	1
15	Disc	Cast Iron	IBR 86-93 Gr. A	1
16	Seat Ring	Stainless Steel	ASTM A 276 Type 410 / A 182 Gr. F6a	1
17	Body Seat Ring	Stainless Steel	ASTM A 276 Type 410 / A 182 Gr. F6a	1
18	Body	Cast Iron	IBR 86-93 Gr. A	1
19	Nuts	Carbon Steel	IS 1367	2
20	Bolts	Carbon Steel	IS 1367	2



SIZES & DIMENSIONS

Size (Inches)	Size (mm)	A ± 1.5	B	OC
1/2	15	130	160	96
3/4	20	150	166	96
1	25	160	180	118
1 1/4	32	180	196	118
1 1/2	40	200	228	150
2	50	230	250	150
2 1/2	65	290	280	180
3	80	310	295	200
4	100	350	335	235
5	125	400	409	285
6	150	480	470	350
8*	200	600	580	435

Test Pressure (Hydrostatic) - Shell : 26 kg/cm² (370 psig) Working Pressure (Steam) : 13 kg/cm² (185 psig) Maximum Working Temperature : 220°C

* Pressure and Temperature for 200 mm Valve is as per PN 10 and flanges to PN 10RF



Article No.
1066

ZOLOTO®

Cast Iron Globe Steam Stop Valve Angle Pattern
(Flanged)

I.B.R.

HSN Code : 84818030

SALIENT FEATURES

- Flanged Ends to DIN 2533 PN 16RF.
- Angle Pattern, Outside Screw, Yoke Type, Rising Stem.
- Renewable 13% Cr. Stainless Steel (S.S 410) working parts.
- Provision for re-packing under pressure.
- Minimum pressure drop inside the body due to streamlined body design.
- High lift of the seat to avoid any obstruction in the flow.
- Sturdy and comparatively bigger sized wheel provided to give sufficient torque for easy operation.

SUITABLE FOR

STEAM

WATER

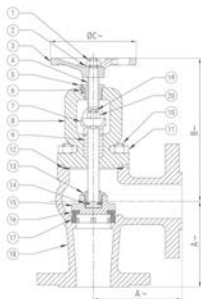
OIL

AIR

GASES

MATERIALS

P.No.	Name of Part	Material of Construction	Specification	Qty.
1, 2	Nut, Washer	Carbon Steel	---	1
3	Handwheel	Cast Iron	IS 210 Gr. FG 200	1
4	Stem	Stainless Steel	ASTM A 276 Type 410	1
5	Yoke Bush	Bronze	IS 318 Gr. 11B 2	1
6	Locking Screw	Carbon Steel	---	1
7, 8	Gland Flange, Bonnet	Cast Iron	IBR 86-93 Gr. A	1
9	Gland Packing	Braided Graphited Asbestos	IS 4687	-
10	Studs	Carbon Steel	IS 1367	As Reqd.
11	Nuts	Carbon Steel	IS 1367	As Reqd.
12	Gasket	Steam Jointing Sheet	IS 2712 Gr. W/3	1
13	Stem Nut	Stainless Steel	ASTM A 276 Type 410	1
14	Stem Ring	Stainless Steel	ASTM A 276 Type 410	1
15	Disc	Cast Iron	IBR 86-93 Gr. A	1
16	Seat Ring	Stainless Steel	ASTM A 276 Type 410 / A 182 Gr. F6a	1
17	Body Seat Ring	Stainless Steel	ASTM A 276 Type 410 / A 182 Gr. F6a	1
18	Body	Cast Iron	IBR 86-93 Gr. A	1
19	Nuts	Carbon Steel	IS 1367	2
20	Bolts	Carbon Steel	IS 1367	2



SIZES & DIMENSIONS

Size (Inches)	Size (mm)	A --	B --	DC --
1/2	15	90	150	96
3/4	20	95	154	96
1	25	100	162	118
1 1/4	32	105	176	118
1 1/2	40	115	204	150
2	50	125	223	150
2 1/2	65	145	250	180
3	80	155	275	200
4	100	175	305	235
6	150	225	419	350
8*	200	275	475	435

Test Pressure (Hydrostatic) - Shell : 26 kg/cm²g (370 psig) Working Pressure (Steam) : 13 kg/cm²g (185 psig) Maximum Working Temperature : 220°C

* Pressure and Temperature for 200 mm Valve is as per PN 10 and flanges to PN 10RF



Article No.
1067

ZOLOTO®

Cast Iron Horizontal Lift Check Valve Straight Pattern
(Flanged)

I.B.R

HSN Code : 84813000

SALIENT FEATURES

- Flanged Ends to DIN 2533 PN 16RF.
- Straight Pattern, Bolted Cover.
- Renewable 13% Cr. Stainless Steel (S.S.410) working parts.
- Minimum pressure drop inside the body due to streamlined body design.

SUITABLE FOR

STEAM

WATER

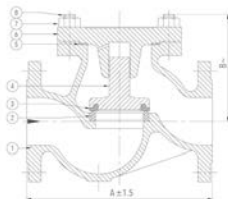
OIL

AIR

GASES

MATERIALS

P.No.	Name of Part	Material of Construction	Specification	Qty.
1	Body	Cast Iron	IBR B6-93 Gr. A	1
2	Body Seat Ring	Stainless Steel	ASTM A 276 Type 410 / ASTM A 182 Gr. F6a	1
3	Disc Ring	Stainless Steel	ASTM A 276 Type 410 / ASTM A 182 Gr. F6a	1
4	Disc	Cast Iron	IBR B6-93 Gr. A	1
5	Gasket	Steam Jointing Sheet	IS 2712 Gr. W/3	1
6	Bonnet	Cast Iron	IBR B6-93 Gr. A	1
7	Nuts	Carbon Steel	IS 1367	As Reqd.
8	Studs	Carbon Steel	IS 1367	As Reqd.



SIZES & DIMENSIONS

Size (Inches)	Size (mm)	A ± 1.5	B -
1/2	15	130	66
3/4	20	150	70
1	25	160	76
1 1/4	32	180	85
1 1/2	40	200	102
2	50	230	114
2 1/2	65	290	123
3	80	310	140
4	100	350	154
5	125	400	200
6	150	480	230
8*	200	600	275

Test Pressure (Hydrostatic) - Shell : 26 kg/cm²g (370 psig) Working Pressure (Steam) : 13 kg/cm²g (185 psig) Maximum Working Temperature : 220°C

* Pressure and Temperature for 200 mm Valve is as per PN 10 and flanges to PN 10RF



Article No.
1068

ZOLOTO®

Cast Iron Horizontal Lift Check Valve Angle Pattern
(Flanged)

I.B.R.

HSN Code : 84813000

SALIENT FEATURES

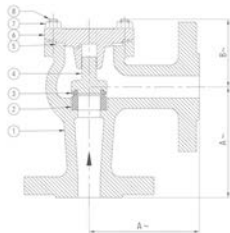
- Flanged Ends to DIN 2533 PN 16RF.
- Angle Pattern, Bolted Cover.
- Renewable 13% Cr. Stainless Steel (S.S 410) working parts.
- Minimum pressure drop inside the body due to streamlined body design.

SUITABLE FOR



MATERIALS

P.No.	Name of Part	Material of Construction	Specification	Qty.
1	Body	Cast Iron	IBR B6-93 Gr. A	1
2	Body Seat Ring	Stainless Steel	ASTM A 276 Type 410 / ASTM A 182 Gr. F6a	1
3	Disc Ring	Stainless Steel	ASTM A 276 Type 410 / ASTM A 182 Gr. F6a	1
4	Disc	Cast Iron	IBR B6-93 Gr. A	1
5	Gasket	Steam Jointing Sheet	IS 2712 Gr. W/3	1
6	Bonnet	Cast Iron	IBR B6-93 Gr. A	1
7	Nuts	Carbon Steel	IS 1367	As Reqd.
8	Studs	Carbon Steel	IS 1367	As Reqd.



SIZES & DIMENSIONS

Size (Inches)	Size (mm)	A -	B -
1/2	15	90	54
3/4	20	95	55
1	25	100	58
1 1/4	32	105	66
1 1/2	40	115	78
2	50	125	85
2 1/2	65	145	95
3	80	155	110
4	100	175	125
6	150	225	182
8*	200	275	190

Test Pressure (Hydrostatic) - Shell : 26 kg/cm² (370 psig) Working Pressure (Steam) : 13 kg/cm² (185 psig) Maximum Working Temperature : 220°C

* Pressure and Temperature for 200 mm Valve is as per PN 10 and flanges to PN 10RF.

Article No.
1069

ZOLOTO[®]

Cast Iron Y-Type Strainer (Screwed)

L.B.R.

HSN Code : 84818030



SALIENT FEATURES

- Screwed Female Ends to BSPT.
- Stainless Steel (S.S 304) perforated sheet screen (01 mm Perforation) is guided in body and bonnet.
- Fine finish and smooth contours to minimize pressure drop inside the strainer.
- Large screening area makes the strainer highly efficient in performance.

SUITABLE FOR

STEAM

WATER

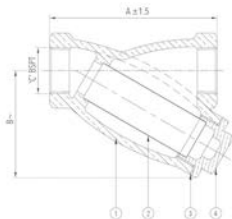
OIL

AIR

GASES

MATERIALS

P.No.	Name of Part	Material of Construction	Specification	Qty.
1	Body	Cast Iron	IBR 86-93 Gr. A	1
2	Screen	Stainless Steel	Type 304	1
3	Gasket	Steam Jointing Sheet	IS 2712 Gr. W/3	1
4	Cover	Cast Iron	IBR 86-93 Gr. A	1



SIZES & DIMENSIONS

Size (Inches)	Size (mm)	A ± 1.5	B -	C
1/2	15	76	71	1/2"
3/4	20	98	85	3/4"
1	25	133	95	1"
1 1/4	32	155	110	1 1/4"
1 1/2	40	178	116	1 1/2"
2	50	222	140	2"

Test Pressure (Hydrostatic) - Shell : 21.10 kg/cm²g (300 psig) Working Pressure (Steam) : 10.55 kg/cm²g (150 psig) Maximum Working Temperature : 220°C



Article No.
1070

ZOLOTO®

Cast Iron Y-Type Strainer (Flanged)

I.B.R

HSN Code : 84818030

SALIENT FEATURES

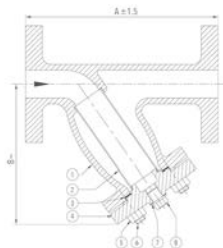
- Flanged Ends to BS 10 Table 'F'.
- Stainless Steel (S.S 304) perforated sheet screen (01 mm Perforation) is guided in body and cover.
- Drain Plug is provided to remove the accumulated foreign particles.
- Fine finish and smooth contours to minimize pressure drop inside the strainer.
- Large screening area makes the strainer extremely efficient in performance.

SUITABLE FOR



MATERIALS

P.No.	Name of Part	Material of Construction	Specification	Qty.
1	Body	Cast Iron	IBR 86-93 Gr. A	1
2	Screen	Stainless Steel	Type 304	1
3	Gasket	Steam Jointing Sheet	IS 2712 Gr. W/3	1
4	Cover	Cast Iron	IBR 86-93 Gr. A	1
5	Nuts	Carbon Steel	IS 1367	As Reqd.
6	Studs	Carbon Steel	IS 1367	As Reqd.
7	Gasket	Steam Jointing Sheet	IS 2712 Gr. W/3	1
8	Plug	Bronze	IBR 282 (a) (iv) Gr. B	1



SIZES & DIMENSIONS

Size (Inches)	Size (mm)	A ± 1.5	B ~
1/2	15	136	87
3/4	20	140	88
1	25	162	112
1 1/4	32	185	135
1 1/2	40	206	152
2	50	210	205
2 1/2	65	248	250
3	80	270	268
4	100	381	290

Test Pressure (Hydrostatic) - Shell : 21.10 kg/cm² (300 psig) Working Pressure (Steam) : 10.55 kg/cm² (150 psig) Maximum Working Temperature : 220°C



Article No.
1071

ZOLOTO®

Cast Steel Globe Steam Stop Valve (Flanged)

I.B.R.

HSN Code : 84818030

SALIENT FEATURES

- Flanged Ends to DIN 2545 PN 40.
- Straight Pattern, Outside Screw, Yoke Type, Rising Stem, Bolted Bonnet.
- Renewable 13% Cr. Stainless Steel (S.S 410) working parts.
- Minimum pressure drop inside the body due to streamlined body design.
- Handwheel Operated.
- Provision for re-packing under pressure.
- Suitable for thermic fluid application also.

SUITABLE FOR

✓ STEAM

✓ WATER

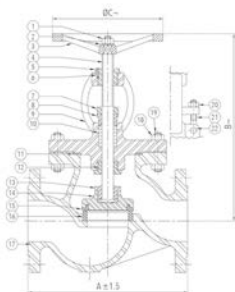
✓ OIL

○ AIR

○ GASES

MATERIALS

P.No.	Name of Part	Material of Construction	Specification	Qty.
1, 2	Nut, Washer	Carbon Steel	---	1
3	Handwheel	Malleable Iron	IS 14329 Gr. BM 300	1
4, 8	Stem, Gland	Stainless Steel	ASTM A 276 Type 410	1
5	Yoke Bush	Aluminium Bronze	BS EN 1982 AB - 1	1
6	Locking Screw	Carbon Steel	---	1
7, 9	Gland Flange, Bonnet	Cast Steel	IBR 73-80 Gr. B	1
10	Gland Packing	Braided Graphite	---	-
11	Gasket	Spiral Wound S.S (Type 316) Graphite Filled		1
12	Back Seat Bush	Aluminium Bronze	BS EN 1982 AB - 1	1
13	Stem Nut	Stainless Steel	ASTM A 276 Type 410	1
14	Disc	Cast Steel	IBR 73-80 Gr. B	1
15	Seat Ring	Stainless Steel	ASTM A 276 Type 410 / A 182 Gr. F6a	1
16	Body Seat Ring	Stainless Steel	ASTM A 276 Type 410 / A 182 Gr. F6a	1
17	Body	Cast Steel	IBR 73-80 Gr. B	1
18	Nuts	H.T Steel	ASTM A 194 Gr. 2H	As Reqd.
19	Studs	Alloy Steel	ASTM A 193 Gr. B7	As Reqd.
20	Nuts For Eye Bolts	H.T Steel	ASTM A 194 Gr. 2H	2
21	Eye Bolts	Stainless Steel	ASTM A 182 Gr. F6a	2
22	Pins For Eye Bolts	Stainless Steel	ASTM A 276 Type 410	2



SIZES & DIMENSIONS

Size (Inches)	Size (mm)	A ±1.5	B -	BC -
1/2	15	130	190	120
3/4	20	150	190	120
1	25	160	215	150
1 1/4	32	180	230	150
1 1/2	40	200	259	180
2	50	230	272	180
2 1/2	65	290	316	200
3	80	310	341	235
4	100	350	395	295
6	150	480	500	350
8	200	600	525	435

Test Pressure (Hydrostatic) - Shell : 60 bar (870 psig) Maximum Working Pressure - 40 bar (580 psig)

For Pressure Temperature Rating, refer Page No.123

Article No.
1072

ZOLOTO®

Cast Steel Horizontal Lift Check Valve (Flanged)

L.B.R.

HSN Code : 84813000



SALIENT FEATURES

- Flanged Ends to DIN 2545 PN 40.
- Bolted Cover, Straight Pattern.
- Renewable 13% Cr. Stainless Steel (S.S.410) working parts.
- Minimum pressure drop inside the body due to well contoured body design.
- Suitable for thermic fluid application also.

SUITABLE FOR

✓ STEAM

✓ WATER

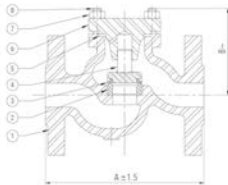
✓ OIL

○ AIR

○ GASES

MATERIALS

P.No.	Name of Part	Material of Construction	Specification	Qty.
1	Body	Cast Steel	IBR 73-80 Gr. B	1
2	Body Seat Ring	Stainless Steel	ASTM A 276 Type 410	1
3	Disc Ring	Stainless Steel	ASTM A 276 Type 410	1
4	Disc	Cast Steel	IBR 73-80 Gr. B	1
5	Gasket	Spiral Wound S.S (Type 316) Graphite Filled		1
6	Cover	Cast Steel	IBR 73-80 Gr. B	1
7	Nuts	H.T Steel	ASTM A 194 Gr. 2H	As Reqd.
8	Studs	Alloy Steel	ASTM A 193 Gr. B7	As Reqd.



SIZES & DIMENSIONS

Size (Inches)	Size (mm)	A ±1.5	B -
1/2	15	130	86
3/4	20	150	86
1	25	160	100
1 1/4	32	180	102
1 1/2	40	200	113
2	50	230	123
2 1/2	65	290	155
3	80	310	170
4	100	350	192
6	150	480	250
8	200	600	275

Test Pressure (Hydrostatic) - Shell : 60 bar (870 psig) Maximum Working Pressure - 40 bar (580 psig)

For Pressure Temperature Rating, refer Page No.123



Article No.
1073

ZOLOTO[®]

Cast Steel Y-Type Strainer (Flanged)

I.B.R.

HSN Code : 84818030

SALIENT FEATURES

- Flanged Ends to BS 10 Table 'J'.
- Stainless Steel (S.S 304) perforated sheet screen (01 mm Perforation) is guided in body and cover.
- Drain Plug to remove the accumulated foreign particles.
- Fine finish and smooth contours to minimize pressure drop inside the strainer.
- Large screening area makes the strainer more efficient.
- Suitable for thermic fluid application also.

SUITABLE FOR

STEAM

WATER

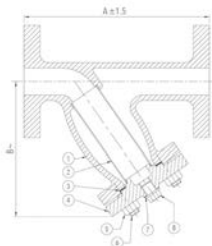
OIL

AIR

GASES

MATERIALS

P.No.	Name of Part	Material of Construction	Specification	Qty.
1	Body	Cast Steel	IBR 73-80 Gr. B	1
2	Screen	Stainless Steel	Type 304	1
3	Gasket	Steam Jointing Sheet	IS 2712 Gr. W/3	1
4	Bonnet	Cast Steel	IBR 73-80 Gr. B	1
5	Nuts	H.T Steel	ASTM A 194 Gr. 2H	As Reqd.
6	Studs	Alloy Steel	ASTM A 193 Gr. B7	As Reqd.
7	Gasket	Steam Jointing Sheet	IS 2712 Gr. W/3	1
8	Plug	Bronze	IS 318 Gr. 1TB2	1



SIZES & DIMENSIONS

Size (Inches)	Size (mm)	A ± 1.5	B -
1	25	181	135
1 1/4	32	222	170
1 1/2	40	260	200
2	50	276	225
2 1/2	65	286	250
3	80	296	280
4	100	403	312
6	150	476	364

Test Pressure (Hydrostatic) - 49 kg/cm²g (700 psig) Maximum Working Pressure (Steam) - 24.60 kg/cm²g (350 psig)

For Pressure Temperature Rating, refer Page No.123



Article No.
1074

ZOLOTO[®]

Forged Steel Globe Valve, Class-800
(Standard Bore)

L.B.R

HSN Code : 84818030

SALIENT FEATURES

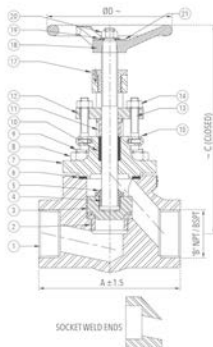
- Design Standard API 602 / BS EN ISO 15761 (BS 5352).
- Body and Bonnet are Phosphated, to ensure maximum resistance from rust.
- Bolted Bonnet, Outside Screw, Yoke Type, Rising Stem.
- Screwed Female Ends to BSPT / NPT / Socket Welded to ASME B16.11.

SUITABLE FOR



MATERIALS

P.No.	Name of Part	Material of Construction	Specification	Qty.
1	Body	Forged Carbon Steel	ASTM A 105	1
2	Body Seat Ring	Stainless Steel	ASTM A 276 Type 410 / A 182 Gr. F6a	1
3	Disc	Stainless Steel	ASTM A 276 Type 410	1
4	Stem	Stainless Steel	ASTM A 276 Type 410 / A 182 Gr. F6a	1
5	Check Nut	Stainless Steel	ASTM A 276 Type 410	1
6	Gasket	Spiral Wound S.S (Type 316) Graphite Filled		1
7	Bonnet	Forged Carbon Steel	ASTM A 105	1
8	Bonnet Nut	Alloy Steel	ASTM A 194 Gr. 2H	4
9	Stud	Alloy Steel	ASTM A 193 Gr. B7	4
10	Gland Packing	Non Asbestos Graphite With Corrosion Inhibitor		-
11	Gland	Stainless Steel	ASTM A 276 Type 410	1
12	Gland Flange	Carbon Steel	---	1
13	Eye Bolt	Stainless Steel	ASTM A 276 Type 410 / A 182 Gr. F6a	2
14	Nut	Alloy Steel	ASTM A 194 Gr. 2H	2
15	Washer	Carbon Steel	---	2
16	Screw	Carbon Steel	---	2
17	Yoke Bush	Aluminium Bronze	BS EN 1982 AB - 1	1
18	Handwheel	Ductile Iron	ASTM A 536	1
19	Washer	Carbon Steel	---	1
20	Handwheel Nut	Carbon Steel	---	1
21	Identification Plate	Aluminium	---	1



SIZES & DIMENSIONS

Size (Inches)	Size (mm)	A ± 1.5	B	C ~	OD ~
1/2	15	85	1/2"	156	95
3/4	20	86	3/4"	156	95
1	25	101	1"	183	95
1 1/4	32	130	1 1/4"	210	120
1 1/2	40	140	1 1/2"	250	155
2	50	164	2"	250	155

Test Pressure - Shell (Hydrostatic) : 207 bar (3000 psig) | Seat & Back Seat (Hydrostatic) : 152 bar (2200 psig) | Seat (Pneumatic) : 6.9 bar (100 psig) | Max. Working Temperature : 425°C



Article No.
1074A

ZOLOTO®

Forged Steel Globe Valve, Class-800
(Full Bore)

L.B.R

HSN Code : 84818030

SALIENT FEATURES

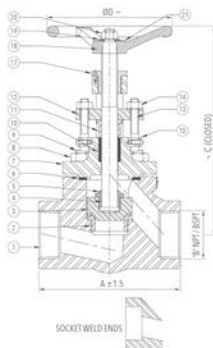
- Design Standard API 602 / BS EN ISO 15761 (BS 5352).
- Body and Bonnet are Phosphated, to ensure maximum resistance from rust.
- Bolted Bonnet, Outside Screw, Yoke Type, Rising Stem.
- Screwed Female Ends to BSPT / NPT / Socket Welded to ASME B16.11.

SUITABLE FOR



MATERIALS

P.No.	Name of Part	Material of Construction	Specification	Qty.
1	Body	Forged Carbon Steel	ASTM A 105	1
2	Body Seat Ring	Stainless Steel	ASTM A 276 Type 410 / A 182 Gr. F6a	1
3	Disc	Stainless Steel	ASTM A 276 Type 410	1
4	Stem	Stainless Steel	ASTM A 276 Type 410 / A 182 Gr. F6a	1
5	Check Nut	Stainless Steel	ASTM A 276 Type 410	1
6	Gasket	Spiral Wound S.S (Type 316) Graphite Filled		1
7	Bonnet	Forged Carbon Steel	ASTM A 105	1
8	Bonnet Nut	Alloy Steel	ASTM A 194 Gr. 2H	4
9	Stud	Alloy Steel	ASTM A 193 Gr. B7	4
10	Gland Packing	Non Asbestos Graphite With Corrosion Inhibitor		-
11	Gland	Stainless Steel	ASTM A 276 Type 410	1
12	Gland Flange	Carbon Steel	---	1
13	Eye Bolt	Stainless Steel	ASTM A 276 Type 410 / A 182 Gr. F6a	2
14	Nut	Alloy Steel	ASTM A 194 Gr. 2H	2
15	Washer	Carbon Steel	---	2
16	Screw	Carbon Steel	---	2
17	Yoke Bush	Aluminium Bronze	BS EN 1982 AB - 1	1
18	Handwheel	Ductile Iron	ASTM A 536	1
19	Washer	Carbon Steel	---	1
20	Handwheel Nut	Carbon Steel	---	1
21	Identification Plate	Aluminium	---	1



SIZES & DIMENSIONS

Size (Inches)	Size (mm)	A ± 1.5	B	C ~	OD ~
3/8	10	85	3/8"	156	95
1/2	15	86	1/2"	156	95
3/4	20	101	3/4"	183	95
1	25	130	1"	210	120
1 1/4	32	140	1 1/4"	250	155
1 1/2	40	164	1 1/2"	250	155

Test Pressure - Shell (Hydrostatic) : 207 bar (3000 psig) | Seat & Back Seat (Hydrostatic) : 152 bar (2200 psig) | Seat (Pneumatic) : 6.9 bar (100 psig) | Max. Working Temperature : 425°C



Article No.
1075

ZOLOTO®

Forged Steel Gate Valve, Class-800
(Standard Bore)

L.B.R

HSN Code : 84818030

SALIENT FEATURES

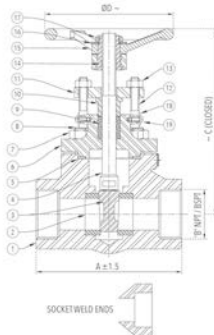
- Design Standard API 602 / BS EN ISO 15761 (BS 5352).
- Body and Bonnet are Phosphated, to ensure maximum resistance from rust.
- Bolted Bonnet, Outside Screw, Yoke Type, Rising Stem.
- Screwed Female Ends to BSPT / NPT / Socket Welded to ASME B16.11.

SUITABLE FOR



MATERIALS

P.No.	Name of Part	Material of Construction	Specification	Qty.
1	Body	Forged Carbon Steel	ASTM A 105	1
2	Body Seat Ring	Stainless Steel	ASTM A 276 Type 410 / A 182 Gr. F6a	2
3	Wedge (Solid)	Stainless Steel	ASTM A 217 Gr. CA 15	1
4	Stem	Stainless Steel	ASTM A 276 Type 410 / A 182 Gr. F6a	1
5	Gasket	Spiral Wound S.S (Type 316) Graphite Filled		1
6	Bonnet	Forged Carbon Steel	ASTM A 105	1
7	Bonnet Nut	Alloy Steel	ASTM A 194 Gr. 2H	4
8	Stud	Alloy Steel	ASTM A 193 Gr. B7	4
9	Gland Packing	Non Asbestos Graphite With Corrosion Inhibitor		-
10	Gland	Stainless Steel	ASTM A 276 Type 410.	1
11	Gland Flange	Carbon Steel	---	1
12	Eye Bolt	Stainless Steel	ASTM A 276 Type 410 / A 182 Gr. F6a	2
13	Nut	Alloy Steel	ASTM A 194 Gr. 2H	2
14	Yoke Sleeve	Aluminium Bronze	BS EN 1982 AB - 1	1
15	Handwheel	Ductile Iron	ASTM A 536	1
16	Identification Plate	Aluminium	---	1
17	Check Nut	Stainless Steel	ASTM A 276 Type 410	1
18	Washer	Carbon Steel	---	2
19	Screw	Carbon Steel	---	2



SIZES & DIMENSIONS

Size (Inches)	Size (mm)	A ± 1.5	B	C -	OD -
1/2	15	85	1/2"	143	85
3/4	20	86	3/4"	146	85
1	25	101	1"	162	95
1 1/4	32	130	1 1/4"	192	114
1 1/2	40	140	1 1/2"	226	155
2	50	164	2"	230	155

Test Pressure - Shell (Hydrostatic) : 207 bar (3000 psig) | Seat & Back Seat (Hydrostatic) : 152 bar (2200 psig) | Seat (Pneumatic) : 6.9 bar (100 psig) | Max. Working Temperature : 425°C



Article No.
1075A

ZOLOTO®

Forged Steel Gate Valve, Class-800
(Full Bore)

L.B.R

HSN Code : 84818030

SALIENT FEATURES

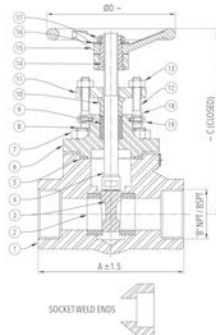
- Design Standard API 602 / BS EN ISO 15761 (BS 5352).
- Body and Bonnet are Phosphated, to ensure maximum resistance from rust.
- Bolted Bonnet, Outside Screw, Yoke Type, Rising Stem.
- Screwed Female Ends to BSPT / NPT / Socket Welded to ASME B16.11.

SUITABLE FOR



MATERIALS

P.No.	Name of Part	Material of Construction	Specification	Qty.
1	Body	Forged Carbon Steel	ASTM A 105	1
2	Body Seat Ring	Stainless Steel	ASTM A 276 Type 410 / A 182 Gr. F6a	2
3	Wedge (Solid)	Stainless Steel	ASTM A 217 Gr. CA 15	1
4	Stem	Stainless Steel	ASTM A 276 Type 410 / A 182 Gr. F6a	1
5	Gasket	Spiral Wound S.S (Type 316) Graphite Filled		1
6	Bonnet	Forged Carbon Steel	ASTM A 105	1
7	Bonnet Nut	Alloy Steel	ASTM A 194 Gr. 2H	4
8	Stud	Alloy Steel	ASTM A 193 Gr. B7	4
9	Gland Packing	Non Asbestos Graphite With Corrosion Inhibitor		-
10	Gland	Stainless Steel	ASTM A 276 Type 410.	1
11	Gland Flange	Carbon Steel	---	1
12	Eye Bolt	Stainless Steel	ASTM A 276 Type 410 / A 182 Gr. F6a	2
13	Nut	Alloy Steel	ASTM A 194 Gr. 2H	2
14	Yoke Sleeve	Aluminium Bronze	BS EN 1982 AB - 1	1
15	Hand/wheel	Ductile Iron	ASTM A 536	1
16	Identification Plate	Aluminium	---	1
17	Check Nut	Stainless Steel	ASTM A 276 Type 410	1
18	Washer	Carbon Steel	---	2
19	Screw	Carbon Steel	---	2



SIZES & DIMENSIONS

Size (Inches)	Size (mm)	A ± 1.5	B	C -	OD -
3/8	10	85	3/8"	143	85
1/2	15	86	1/2"	146	85
3/4	20	101	3/4"	162	95
1	25	130	1"	192	114
1 1/4	32	140	1 1/4"	226	155
1 1/2	40	164	1 1/2"	230	155

Test Pressure - Shell (Hydrostatic) : 207 bar (3000 psig) | Seat & Back Seat (Hydrostatic) : 152 bar (2200 psig) | Seat (Pneumatic) : 6.9 bar (100 psig) | Max. Working Temperature : 425°C

Article No.
1076

ZOLOTO[®]

Forged Steel Horizontal Lift Check Valve,
Class-800 (Standard Bore)

HSN Code : 84813000



SALIENT FEATURES

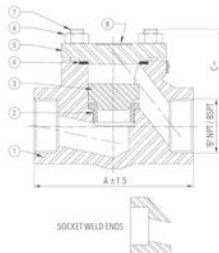
- Design Standard API 602 / BS EN ISO 15761 (BS 5352).
- Body and Cover are Phosphated, to ensure maximum protection from rust.
- Bolted Cover.
- Screwed Female Ends to BSPT / NPT / Socket Welded to ASME B16.11.

SUITABLE FOR



MATERIALS

P.No.	Name of Part	Material of Construction	Specification	Qty.
1	Body	Forged Carbon Steel	ASTM A 105	1
2	Body Seat Ring	Stainless Steel	ASTM A 276 Type 410 / A 182 Gr. F6a	1
3	Disc	Stainless Steel	ASTM A 276 Type 410	1
4	Gasket	Spiral Wound S.S (Type 316) Graphite Filled		1
5	Cover	Forged Carbon Steel	ASTM A 105	1
6	Stud	Alloy Steel	ASTM A 193 Gr. B7	4
7	Nut	Alloy Steel	ASTM A 194 Gr. 2H	4
8	Identification Plate	Aluminium	---	1



SIZES & DIMENSIONS

Size (Inches)	Size (mm)	A ± 1.5	B	C ~
1/2	15	85	1/2"	61
3/4	20	86	3/4"	61
1	25	101	1"	76
1 1/4	32	130	1 1/4"	87
1 1/2	40	140	1 1/2"	105
2	50	164	2"	105

Test Pressure (Hydrostatic) - Shell : 207 bar (3000 psig) - Seat : 152 bar (2200 psig) - Maximum Working Temperature : 425°C

Article No.
1076A

ZOLOTO[®]

Forged Steel Horizontal Lift Check Valve,
Class-800 (Full Bore)

HSN Code : 84813000



SALIENT FEATURES

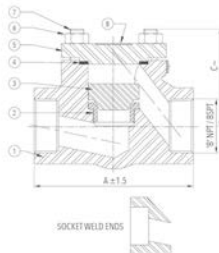
- Design Standard API 602 / BS EN ISO 15761 (BS 5352).
- Body and Cover are Phosphated, to ensure maximum protection from rust.
- Bolted Cover.
- Screwed Female Ends to BSPT / NPT / Socket Welded to ASME B16.11.

SUITABLE FOR



MATERIALS

P.No.	Name of Part	Material of Construction	Specification	Qty.
1	Body	Forged Carbon Steel	ASTM A 105	1
2	Body Seat Ring	Stainless Steel	ASTM A 276 Type 410 / A 182 Gr. F6a	1
3	Disc	Stainless Steel	ASTM A 276 Type 410	1
4	Gasket	Spiral Wound S.S (Type 316) Graphite Filled		1
5	Cover	Forged Carbon Steel	ASTM A 105	1
6	Stud	Alloy Steel	ASTM A 193 Gr. B7	4
7	Nut	Alloy Steel	ASTM A 194 Gr. 2H	4
8	Identification Plate	Aluminium	---	1



SIZES & DIMENSIONS

Size (Inches)	Size (mm)	A ± 1.5	B	C ~
3/8	10	85	3/8"	61
1/2	15	86	1/2"	61
3/4	20	101	3/4"	76
1	25	130	1"	87
1 1/4	32	140	1 1/4"	105
1 1/2	40	164	1 1/2"	105

Test Pressure (Hydrostatic) - Shell : 207 bar (3000 psig) - Seat : 152 bar (2200 psig) - Maximum Working Temperature : 425°C



Article No.
1077

ZOLOTO®

Cast Steel Gate Valve, Class-150
(Flanged)

L.B.R

HSN Code : 84818030

SALIENT FEATURES

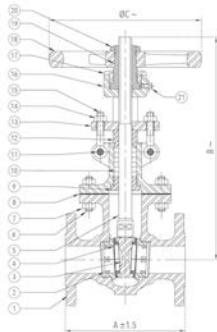
- Design Standard BS EN ISO 10434 / API 600.
- Bolted Bonnet, Outside Screw, Yoke Type, Rising Stem.
- Renewable 13% Cr. Stainless Steel (S.S 410) working parts.
- Handwheel Operated.
- Flanged Ends as per ASME B16.5 Class-150.

SUITABLE FOR



MATERIALS

P.No.	Name of Part	Material of Construction	Specification	Qty.
1	Body	Cast Steel	ASTM A 216 Gr. WCB	1
2	Body Seat Ring	Stainless Steel	ASTM A 276 Type 410 / A 182 Gr. F6a	2
3	Wedge	Cast Steel	ASTM A 216 Gr. WCB	1
4	Wedge Facing Ring	Stainless Steel	ASTM A 276 Type 410 / A 182 Gr. F6a	2
5	Stem	Stainless Steel	ASTM A 276 Type 410 / A 182 Gr. F6a	1
6	Studs	Alloy Steel	ASTM A 193 Gr. B7	As Reqd.
7	Nuts	H.T Steel	ASTM A 194 Gr. 2H	As Reqd.
8	Gasket	Steam Jointing Sheet	IS 2712 Gr. W/3	1
9	Back Seat Bush	Aluminium Bronze	BS EN 1982 Gr. AB - 1	1
10	Gland Packing	Braided Graphite	IS 4687	-
11	Pin For Eye Bolt	Stainless Steel	ASTM A 276 Type 410	2
12	Gland	Stainless Steel	ASTM A 276 Type 410	1
13	Gland Flange	Carbon Steel	---	1
14	Nuts	H.T Steel	ASTM A 194 Gr. 2H	2
15	Eye Bolts	Stainless Steel	ASTM A 276 Type 410	2
16	Bonnet	Cast Steel	ASTM A 216 Gr. WCB	1
17	Sleeve Nut	Stainless Steel	ASTM A 276 Type 410	1
18	Handwheel	Nodular Iron	ASTM A 439 D2	1
19	Yoke Sleeve	Aluminium Bronze	BS EN 1982 AB - 1	1
20	Handwheel Nut	Carbon Steel	---	1
21	Grease Nipple	Carbon Steel	---	1



SIZES & DIMENSIONS

Size (Inches)	Size (mm)	A ± 1.5	B -	OC -
1 1/2	40	165	330	210
2	50	178	340	210
2 1/2	65	190	395	210
3	80	203	430	225
4	100	229	521	255
5	125	254	568	255
6	150	267	666	356
8	200	292	783	400

Test Pressure (Hydrostatic) - Shell : 31 kg/cm² (425 psig) Seat : 21kg/cm² (313 psig) Seat (Steam) : 10.55 kg/cm² (150 psig) For Pressure Temperature Rating, refer Page No. 123



Article No.
1078

ZOLOTO®

Butterfly Valve (Wafer Type), PN 16 with S.G Iron Disc

HSN Code : 84818030

SALIENT FEATURES

- Design Standard IS 13095 / BS EN 593 (BS 5155).
- Wafer Type.
- Lever Operated.
- S.G Iron construction.
- S.G Iron disc which is accurately guided between the two stems.
- Integrally moulded rubber lining (EPDM / Nitrile / Neoprene* / Viton* / Silicon*) as per requirement

which provides seating to the valve disc, as a primary seal to the stem and gasket joint with matching pipe flanges.

- Two Piece Stem design which is precisely guided between the PTFE / Bronze bushes.
- Compatible to sandwich between flanges as per BS 10 Table D, E, F, H, DIN, PN 10, PN 16, PN 25, PN 40, ASA 150, ASA 300, IS 778, IS 6392 Table 17 & IS 1538.

SUITABLE FOR

STEAM

WATER

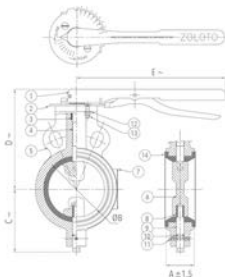
OIL

AIR

GASES

MATERIALS

P.No.	Name of Part	Material of Construction	Specification	Qty.
1	Flow Control Lever	Carbon Steel (Powder Coated)	---	1
2	Notch Plate	Carbon Steel (Powder Coated)	---	1
3	Packing Bush	PTFE / Bronze	BS EN 12086-1 / IS 318 Gr. LTB 2	1
4	Upper Stem	Stainless Steel	ASTM A 276 Type 410	1
5	Body	S.G Iron	ASTM A 536 / IS 1865	1
6	Disc	S.G Iron	ASTM A 536 / IS 1865	1
7	Name Plate	Aluminium	---	1
8	Bush	PTFE / Bronze	BS EN 12086 / IS 318 Gr. LTB 2	1
9	Lower Stem	Stainless Steel	ASTM A 276 Type 410	1
10	O' Ring	Nitrile Rubber	IS 5192 - 1	1
11	Dowel Pin	Spring Steel	---	1
12	C-Sunk Screw & Nuts	Carbon Steel	---	2 Each
13	Locking Washer	Spring Steel	---	2
14	Body Lining	EPDM / Nitrile	IS 5192 - 1	1



SIZES & DIMENSIONS

Size (Inches)	Size (mm)	A ± 1.5	ØB	C -	D -	E -
1 1/2	40	36.5	38.5	57	113	260
2	50	41.5	50	73	125	260
2 1/2	65	44	64.5	80	140	260
3	80	44.5	79	88	145	260
4	100	50	99	110	178	260
5	125	53	124.5	122	190	260
6	150	54.5	148.7	151	204	260

Note : Valves upto 150mm can also be provided with limit switch and gear arrangement at a nominal extra cost.

PN 16 - Test Pressure (Hydrostatic) : Shell : 24 bar (340 psig) Seat : 17.6 bar (250 psig) Maximum Working Pressure : 16 bar (230 psig)

* Valves with Neoprene / Viton / Silicon lining can also be provided at a nominal extra cost.



Article No.
1078A

ZOLOTO®

Butterfly Valve (Wafer Type), PN 16 with S.G Iron Disc - Gear Operated

HSN Code : 84818030

SALIENT FEATURES

- Design Standard IS 13095 / BS EN 593 (BS 5155).
- Wafer Type.
- Gear Operated.
- S.G Iron construction.
- S.G Iron disc which is accurately guided between the two stems.
- Integrally moulded rubber lining (EPDM / Nitrile / Neoprene* / Viton* / Silicon*) as per requirement

which provides seating to the valve disc, as a primary seal to the stem and gasket joint with matching pipe flanges.

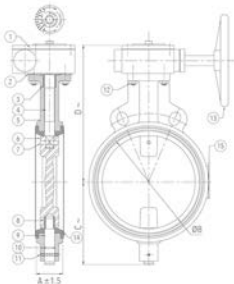
- Two Piece Stem design which is precisely guided between the PTFE / Bronze bushes.
- Compatible to sandwich between flanges as per BS 10 Table D, E, F, H, DIN, PN 10, PN 16, PN 25, PN 40, ASA 150, ASA 300, IS 778, IS 6392 Table 17 & IS 1538.

SUITABLE FOR



MATERIALS

P.No.	Name of Part	Material of Construction	Specification	Qty.
1	Gear Box Assembly	---	---	1
2	Gasket	Steam Jointing Sheet	IS 2712 Gr. W/3	1
3	Packing Bush	PTFE / Bronze	BS EN 12086-1 / IS 318 Gr. LTB 2	1
4	Upper Stem	Stainless Steel	ASTM A 276 Type 410	1
5	Body	S.G Iron	ASTM A 536 / IS 1865	1
6	Disc	S.G Iron	ASTM A 536 / IS 1865	1
7	Taper Pin (Optional)	Stainless Steel	ASTM A 276 Type 410	1
8	Bush	PTFE / Bronze	BS EN 12086-1 / IS 318 Gr. LTB 2	1
9	Lower Stem	Stainless Steel	ASTM A 276 Type 410	1
10	O' Ring	Nitrile Rubber	IS 5192 - 1	1
11	Dowel Pin	Spring Steel	---	1
12	C-Sunk Screw & Nuts	Carbon Steel	---	4 Each
13	Handwheel	Cast Iron / Sheet Metal	IS 210 Gr. FG 200 / ---	1
14	Body Lining	EPDM / Nitrile	IS 5192 - 1	1
15	Name Plate	Aluminium	---	1



SIZES & DIMENSIONS

Size (Inches)	Size (mm)	A ± 1.5	ØB	C ~	D ~
8	200	57.5	199.6	180	295
10	250	65.5	250	220	320
12	300	77.5	298	250	344
14 [#]	350	85	350	280	380
16 [#]	400	96	392	300	410
18 [#]	450	108	440	330	466
24 [#]	600	146.5	590	440	610

#PN 10 - Test Pressure (Hydrostatic) - Shell : 15 bar (220 psig) Seat : 11 bar (160 psig) Maximum Working Pressure : 10 bar (140 psig)

#PN 16 - Test Pressure (Hydrostatic) - Shell : 24 bar (340 psig) Seat : 17.6 bar (250 psig) Maximum Working Pressure : 16 bar (230 psig)

* Valves with Neoprene / Viton / Silicon lining can also be provided at a nominal extra cost.

ZOLOTO®

Butterfly Valve (Wafer Type), PN 16 with S.S 304 Disc

HSN Code : 84818030

Article No.
1078B



SALIENT FEATURES

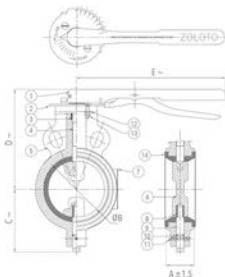
- Design Standard IS 13095 / BS EN 593 (BS 5155).
 - Wafer Type.
 - Lever Operated.
 - S.G Iron construction.
 - Stainless Steel (CF8 / CF8M*) Disc which is accurately guided between the two stems.
 - Integrally moulded rubber lining (EPDM / Nitrile / Neoprene* / Viton* / Silicon*) as per requirement
- which provides seating to the valve disc, as a primary seal to the stem and gasket joint with matching pipe flanges.
- * Two Piece Stem design which is precisely guided between the PTFE / Bronze bushes.
 - * Compatible to sandwich between flanges as per BS 10 Table D, E, F, H, DIN, PN 10, PN 16, PN 25, PN 40, ASA 150, ASA 300, IS 778, IS 6392 Table 17 & IS 1538.

SUITABLE FOR



MATERIALS

P.No.	Name of Part	Material of Construction	Specification	Qty.
1	Flow Control Lever	Carbon Steel (Powder Coated)	---	1
2	Notch Plate	Carbon Steel (Powder Coated)	---	1
3	Packing Bush	PTFE / Bronze	BS EN 12086-1 / IS 318 Gr. LTB 2	1
4	Upper Stem	Stainless Steel	ASTM A 276 Type 410	1
5	Body	S.G Iron	ASTM A 536 / IS 1865	1
6	Disc	Stainless Steel	ASTM A 351 Gr. CF8	1
7	Name Plate	Aluminium	---	1
8	Bush	PTFE / Bronze	BS EN 12086 / IS 318 Gr. LTB 2	1
9	Lower Stem	Stainless Steel	ASTM A 276 Type 410	1
10	O' Ring	Nitrile Rubber	IS 5192 - 1	1
11	Dowel Pin	Spring Steel	---	1
12	C-Sunk Screw & Nuts	Carbon Steel	---	2 Each
13	Locking Washer	Spring Steel	---	2
14	Body Lining	EPDM / Nitrile	IS 5192 - 1	1



SIZES & DIMENSIONS

Size (Inches)	Size (mm)	A ±1.5	ØB	C -	D -	E -
1 1/2	40	36.5	38.5	57	113	260
2	50	41.5	50	73	125	260
2 1/2	65	44	64.5	80	140	260
3	80	44.5	79	88	145	260
4	100	50	99	110	178	260
5	125	53	124.5	122	190	260
6	150	54.5	148.7	151	204	260

Note : Valves upto 150mm can also be provided with limit switch and gear arrangement at a nominal extra cost.

PN 16 - Test Pressure (Hydrostatic) : Shell : 24 bar (340 psig) Seat : 17.6 bar (250 psig) Maximum Working Pressure : 16 bar (230 psig)

* Valves with Neoprene / Viton / Silicon lining and CF8M (S.S 316) Disc can also be provided at a nominal extra cost.

*Trees are the Earth's endless effort
to speak to the listening Heaven.*





ZOLOTO'S

continuous endeavour of

Tree Plantation, is for our Environment.



Article No.
1078C

ZOLOTO®

Butterfly Valve (Wafer Type), PN 16
with S.S 304 Disc - Gear Operated

HSN Code : 84818030

SALIENT FEATURES

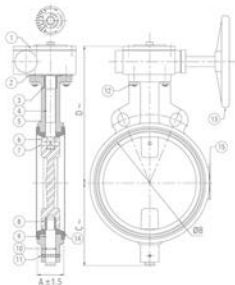
- Design Standard IS 13095 / BS EN 593 (BS 5155).
 - Wafer Type.
 - Gear Operated.
 - S.G Iron construction.
 - Stainless Steel (CF8 / CF8M*) Disc which is accurately guided between the two stems.
 - Integrally moulded rubber lining (EPDM / Nitrile / Neoprene* / Viton* / Silicon*) as per requirement
- which provides seating to the valve disc, as a primary seal to the stem and gasket joint with matching pipe flanges.
- * Two Piece Stem design which is precisely guided between the PTFE / Bronze bushes.
 - * Compatible to sandwich between flanges as per BS 10 Table D, E, F, H, DIN, PN 10, PN 16, PN 25, PN 40, ASA 150, ASA 300, IS 778, IS 6392 Table 17 & IS 1538.

SUITABLE FOR



MATERIALS

P.No.	Name of Part	Material of Construction	Specification	Qty.
1	Gear Box Assembly	---	---	1
2	Gasket	Steam Jointing Sheet	IS2712 Gr. W/3	1
3	Packing Bush	PTFE / Bronze	BS EN 12086 - 1 / IS 318 Gr. LTB 2	1
4	Upper Stem	Stainless Steel	ASTM A 276 Type 410	1
5	Body	S.G Iron	ASTM A 536 / IS 1865	1
6	Disc	Stainless Steel	ASTM A 351 Gr. CF8	1
7	Name Plate	Aluminium	---	1
8	Bush	PTFE / Bronze	BS EN 12086 - 1 / IS 318 Gr. LTB 2	1
9	Lower Stem	Stainless Steel	ASTM A 276 Type 410	1
10	O' Ring	Nitrile Rubber	IS 5192 - 1	1
11	Dowel Pin	Spring Steel	---	1
12	C-Sunk Screw & Nuts	Carbon Steel	---	4 Each
13	Handwheel	Cast Iron / Sheet Metal	IS 210 Gr. FG 200 / ---	1
14	Body Lining	EPDM / Nitrile	IS 5192 - 1	1



SIZES & DIMENSIONS

Size (Inches)	Size (mm)	A ± 1.5	ØB	C ~	D ~
8	200	57.5	199.6	180	295
10	250	65.5	250	220	320
12	300	77.5	298	250	344

PN 16 - Test Pressure (Hydrostatic) - Shell : 24 bar (340 psig) - Seat : 17.6 bar (250 psig) - Maximum Working Pressure : 16 bar (230 psig)

* Valves with Neoprene / Viton / Silicon lining and CF8M (S.S 316) Disc can also be provided at a nominal extra cost.



Article No.
1078D

ZOLOTO®

Butterfly Valve (Wafer Type), PN 10 with Pneumatic Actuator

HSN Code : 84818030

SALIENT FEATURES

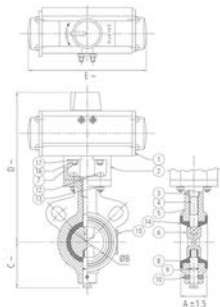
- Design Standard IS 13095 / BS EN 593 (BS 5155).
- Wafer Type.
- Double Acting Pneumatic Actuator Operated.
- S.G Iron construction.
- Stainless Steel (CF8 / CF8M*) Disc which is accurately guided between the two stems.
- Actuator is with position indicator and adjustable center stopper for both open and closed position.
- Scotch Yoke Technology as the most suitable mechanism for valve and damper operation, producing higher torque at both end positions.
- Actuator is without Rack and Pinion for smooth operation & longer life. - Integrally moulded rubber lining (EPDM / Nitrile / Neoprene* / Viton* / Silicon*) as per requirement which provides seating to the valve disc, as a primary seal to the stem and gasket joint with matching pipe flanges.

SUITABLE FOR



MATERIALS

P.No.	Name of Part	Material of Construction	Specification	Qty.
1	Pneumatic Actuator	---	---	1
2	Actuator Base	Carbon Steel	---	1
3	Packing Bush	PIFFE / Bronze	BS EN 12086 - 1 / IS 318 Gr. LTB 2	1
4	Upper Stem	Stainless Steel	ASTM A 276 Type 410	1
5	Body	S.G Iron	ASTM A 536 / IS 1865	1
6	Disc	Stainless Steel	ASTM A 351 Gr. CF8	1
7	Studs for Actuator	Carbon Steel	IS 1367	4
8	Bush	PIFFE / Bronze	BS EN 12086 - 1 / IS 318 Gr. LTB 2	1
9	Lower Stem	Stainless Steel	ASTM A 276 Type 410	1
10	O' Ring	Nitrile Rubber	IS 5192 - 1	1
11	Dowel Pin	Spring Steel	---	1
12	L-Key Bolts & Nuts	Carbon Steel	---	4 Each
13	Locking Washer	Spring Steel	---	1
14	Body Lining	EPDM / Nitrile	IS 5192 - 1	1
15	Name Plate	Aluminium	---	1
16	Nuts	Carbon Steel	IS 1367	4
17	Spring Washer	Spring Steel	---	4



SIZES & DIMENSIONS

Size (Inches)	Size (mm)	A ±1.5	DB	C -	D -	E -	Actuator Model No.
2	50	41.5	50	73	235	185	PD 50
2 1/2	65	44	64.5	80	247	185	PD 50
3	80	44.5	79	88	258	185	PD 50
4	100	50	99	110	306	250	PD 70
6	150	54.5	148.7	151	340	250	PD 70
8	200	57.5	199.6	180	445	350	PD 100

- Two Piece Stem design which is precisely guided between the PIFFE / Bronze bushes.
- Compatible to sandwich between flanges as per BS 10 Table D, E, F, H, DIN, PN 10, PN 16, PN 25, PN 40, ASA 150, ASA 300, IS 778, IS 6392 Table 17 & IS 1538.

PN 10 - Test Pressure (Hydrostatic) - Shell - 15 bar (220 psig) - Seat - 11 bar (160 psig) - Maximum Working Pressure - 10 bar (140 psig)

* Valves with Neoprene / Viton / Silicon lining and CF8M (S.S 316) Disc can also be provided at a nominal extra cost.

Article No. 1078E has been discontinued.



Article No.
1078F

ZOLOTO®

Butterfly Valve (Wafer Type), PN 10 with Electrical Actuator

HSN Code : 84818030

SALIENT FEATURES

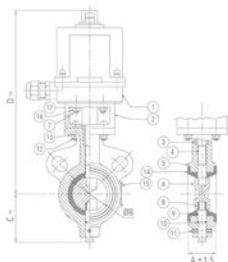
- Design Standard IS 13095 / BS EN 593 (BS 5155).
- Wafer Type. Electrical Actuator Operated.
- S.G Iron construction.
- Stainless Steel (CF8 / CF8M*) Disc which is accurately guided between the two stems.
- Actuator is with position indicator and adjustable center stopper for both open and closed position.
- Input Voltage - 24/230 V power supply.
- Compliant with B.M.S (Building Management System).
- Can be provided with extended wire for ease of installation.
- IP 67 protection available for outdoor application.
- Inbuilt micro switch position feedback.
- Integrally moulded rubber lining (EPDM / Nitrile / Neoprene* / Viton* / Silicon*) as per requirement which provides seating to the valve disc, as a primary seal to the stem and gasket joint with matching pipe flanges.

SUITABLE FOR



MATERIALS

P.No.	Name of Part	Material of Construction	Specification	Qty.
1	Electric Actuator	---	---	1
2	Actuator Base	Carbon Steel	---	1
3	Packing Bush	PIFFE / Bronze	BS EN 12086 - 1 / IS 318 Gr. LTB 2	1
4	Upper Stem	Stainless Steel	ASTM A 276 Type 410	1
5	Body	S.G Iron	ASTM A 536 / IS 1865	1
6	Disc	Stainless Steel	ASTM A 351 Gr. CF8	1
7	Studs for Actuator	Carbon Steel	IS 1367	4
8	Bush	PIFFE / Bronze	BS EN 12086 - 1 / IS 318 Gr. LTB 2	1
9	Lower Stem	Stainless Steel	ASTM A 276 Type 410	1
10	O' Ring	Nitrile Rubber	IS 5192 - 1	1
11	Dowel Pin	Spring Steel	---	1
12	L-Key Bolts & Nuts	Carbon Steel	---	4 Each
13	Locking Washer	Spring Steel	---	1
14	Body Lining	EPDM / Nitrile	IS 5192 - 1	1
15	Name Plate	Aluminium	---	1
16	Nuts	Carbon Steel	IS 1367	4
17	Spring Washer	Spring Steel	---	4



SIZES & DIMENSIONS

Size (Inches)	Size (mm)	A ±1.5	ØB	C -	D -	Actuator Model No.
2	50	41.5	50	73	293	SY 1
2 1/2	65	44	64.5	80	305	SY 1
3	80	44.5	79	88	316	SY 1
4	100	50	99	110	343	SY 1
5	125	53	124.5	122	463	SY 2
6	150	54.5	148.7	151	482	SY 2
8	200	57.5	199.6	180	540	SY 2
10	250	65.5	250	220	628	SY 4
12	300	77.5	298	250	650	SY 4

Butterfly Valve with IP 54 actuator (For Indoor Application) can be made available.

- Two Piece Stem design which is precisely guided between the PIFFE / Bronze bushes.
- Compatible to sandwich between flanges as per BS 10 Table D, E, F, H, DIN, PN 10, PN 16, PN 25, PN 40, ASA 150, ASA 300, IS 778, IS 6392 Table 17 & IS 1538.

PN 10 - Test Pressure (Hydrostatic) - Shell - 15 bar (220 psig) - Seat - 11 bar (160 psig) - Maximum Working Pressure - 10 bar (140 psig)

* Valves with Neoprene / Viton / Silicon lining and CF8M (S.S 316) Disc can also be provided at a nominal extra cost.



Article No.
1078G

ZOLOTO®

Butterfly Valve (Wafer Type), PN 25 with S.G Iron Disc

HSN Code : 84818030


SALIENT FEATURES

- Design Standard IS 13095 / BS EN 593 (BS 5155).
- Wafer Type.
- Lever Operated.
- S.G Iron construction.
- S.G Iron disc which is accurately guided between the two stems.
- Integrally moulded rubber lining (EPDM / Nitrile / Neoprene* / Viton* / Silicon*) as per requirement

which provides seating to the valve disc, as a primary seal to the stem and gasket joint with matching pipe flanges.

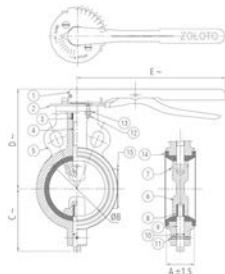
- Two Piece Stem design which is precisely guided between the PTFE / Bronze bushes.
- Compatible to sandwich between flanges as per BS 10 Table D, E, F, H, DIN, PN 10, PN 16, PN 25, PN 40, ASA 150, ASA 300, IS 778, IS 6392 Table 17 & IS 1538.

SUITABLE FOR



MATERIALS

P.No.	Name of Part	Material of Construction	Specification	Qty.
1	Flow Control Lever	Carbon Steel (Powder Coated)	---	1
2	Notch Plate	Carbon Steel (Powder Coated)	---	1
3	Packing Bush	PTFE / Bronze	BS EN 12086 - 1 / IS 318 Gr. LTB 2	1
4	Upper Stem	Stainless Steel	ASTM A 276 Type 410	1
5	Body	S.G Iron	ASTM A 536 / IS 1865	1
6	Disc	S.G Iron	ASTM A 536 / IS 1865	1
7	Taper Pin (Optional)	Stainless Steel	ASTM A 276 Type 410	1
8	Bush	PTFE / Bronze	BS EN 12086 / IS 318 Gr. LTB 2	1
9	Lower Stem	Stainless Steel	ASTM A 276 Type 410	1
10	O' Ring	Nitrile Rubber	IS 5192 - 1	1
11	Dowel Pin	Spring Steel	---	1
12	C-Sunk Screw & Nuts	Carbon Steel	---	2 Each
13	Locking Washer	Spring Steel	---	2
14	Body Lining	EPDM / Nitrile	IS 5192 - 1	1
15	Name Plate	Aluminium	---	1



SIZES & DIMENSIONS

Size (Inches)	Size (mm)	A ±1.5	ØB	C -	D -	E -
1 1/2	40	36.5	38.5	57	113	260
2	50	41.5	50	73	125	260
2 1/2	65	44	64.5	80	140	260
3	80	44.5	79	88	145	260
4	100	50	99	110	178	260
5	125	53	124.5	122	190	260
6	150	54.5	148.7	151	204	260

* Valves upto 150mm can also be provided with limit switch and gear arrangement at a nominal extra cost.

PN 25 - Test Pressure (Hydrostatic) - Shell : 37.5 bar (540 psig) - Seat : 27.5 bar (400 psig) - Maximum Working Pressure : 25 bar (360 psig)

* Valves with Neoprene / Viton / Silicon lining can also be provided at a nominal extra cost.



Article No.
1078H

ZOLOTO®

Butterfly Valve (Wafer Type), PN 25
with S.G Iron Disc - Gear Operated

HSN Code : 84818030

SALIENT FEATURES

- Design Standard IS 13095 / BS EN 593 (BS 5155).
- Wafer Type.
- Gear Operated.
- S.G Iron construction.
- S.G Iron disc which is accurately guided between the two stems.
- Integrally moulded rubber lining (EPDM / Nitrile / Neoprene* / Viton* / Silicon*) as per requirement

which provides seating to the valve disc, as a primary seal to the stem and gasket joint with matching pipe flanges.

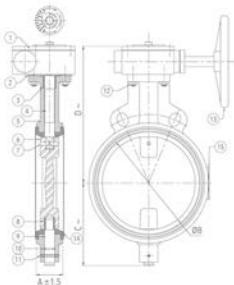
- Two Piece Stem design which is precisely guided between the PTFE / Bronze bushes.
- Compatible to sandwich between flanges as per BS 10 Table D, E, F, H, DIN, PN 10, PN 16, PN 25, PN 40, ASA 150, ASA 300, IS 778, IS 6392 Table 17 & IS 1538.

SUITABLE FOR



MATERIALS

P.No.	Name of Part	Material of Construction	Specification	Qty.
1	Gear Box Assembly	---	---	1
2	Gasket	Steam Jointing Sheet	IS 2712 Gr. W/3	1
3	Packing Bush	PTFE / Bronze	BS EN 12086-1 / IS 318 Gr. LTB 2	1
4	Upper Stem	Stainless Steel	ASTM A 276 Type 410	1
5	Body	S.G Iron	ASTM A 536 / IS 1865	1
6	Disc	S.G Iron	ASTM A 536 / IS 1865	1
7	Taper Pin (Optional)	Stainless Steel	ASTM A 276 Type 410	1
8	Bush	PTFE / Bronze	BS EN 12086-1 / IS 318 Gr. LTB 2	1
9	Lower Stem	Stainless Steel	ASTM A 276 Type 410	1
10	O' Ring	Nitrile Rubber	IS 5192 - 1	1
11	Dowel Pin	Spring Steel	---	1
12	C-Sunk Screw & Nuts	Carbon Steel	---	4 Each
13	Handwheel	Cast Iron / Sheet Metal	IS 210 Gr. FG 200 / ---	1
14	Body Lining	EPDM / Nitrile	IS 5192 - 1	1
15	Name Plate	Aluminium	---	1



SIZES & DIMENSIONS

Size (Inches)	Size (mm)	A ± 1.5	OB	C -	D -
8	200	57.5	199.6	180	295
10	250	65.5	250	220	320
12	300	77.5	298	250	344

PN 25 - Test Pressure (Hydrostatic) - Shell : 37.5 bar (540 psig) - Seat : 27.5 bar (400 psig) - Maximum Working Pressure : 25 bar (360 psig)

* Valves with Neoprene / Viton / Silicon lining can also be provided at a nominal extra cost.

ZOLOTO®

Butterfly Valve (Wafer Type), PN 25 with S.S 304 Disc

HSN Code : 84818030

Article No.
1078I



SALIENT FEATURES

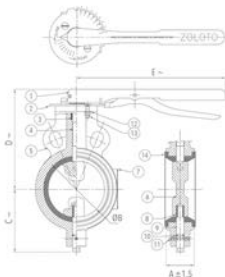
- Design Standard IS 13095 / BS EN 593 (BS 5155).
 - Wafer Type.
 - Lever Operated.
 - S.G Iron construction.
 - Stainless Steel (CF8 / CF8M*) Disc which is accurately guided between the two stems.
 - Integrally moulded rubber lining (EPDM / Nitrile / Neoprene* / Viton* / Silicon*) as per requirement
- which provides seating to the valve disc, as a primary seal to the stem and gasket joint with matching pipe flanges.
- * Two Piece Stem design which is precisely guided between the PTFE / Bronze bushes.
 - * Compatible to sandwich between flanges as per BS 10 Table D, E, F, H, DIN, PN 10, PN 16, PN 25, PN 40, ASA 150, ASA 300, IS 778, IS 6392 Table 17 & IS 1538.

SUITABLE FOR



MATERIALS

P.No.	Name of Part	Material of Construction	Specification	Qty.
1	Flow Control Lever	Carbon Steel (Powder Coated)	---	1
2	Notch Plate	Carbon Steel (Powder Coated)	---	1
3	Packing Bush	PTFE / Bronze	BS EN 12086-1 / IS 318 Gr. LTB 2	1
4	Upper Stem	Stainless Steel	ASTM A 276 Type 410	1
5	Body	S.G Iron	ASTM A 536 / IS 1865	1
6	Disc	Stainless Steel	ASTM A 351 Gr. CF8	1
7	Name Plate	Aluminium	---	1
8	Bush	PTFE / Bronze	BS EN 12086 / IS 318 Gr. LTB 2	1
9	Lower Stem	Stainless Steel	ASTM A 276 Type 410	1
10	O' Ring	Nitrile Rubber	IS 5192 - 1	1
11	Dowel Pin	Spring Steel	---	1
12	C-Sunk Screw & Nuts	Carbon Steel	---	2 Each
13	Locking Washer	Spring Steel	---	2
14	Body Lining	EPDM / Nitrile	IS 5192 - 1	1



SIZES & DIMENSIONS

Size (Inches)	Size (mm)	A ±1.5	ØB	C -	D -	E -
1 1/2	40	36.5	38.5	57	113	260
2	50	41.5	50	73	125	260
2 1/2	65	44	64.5	80	140	260
3	80	44.5	79	88	145	260
4	100	50	99	110	178	260
5	125	53	124.5	122	190	260
6	150	54.5	148.7	151	204	260

Valves upto 150mm can also be provided with limit switch and gear arrangement at a nominal extra cost.

PN 25 - Test Pressure (Hydrostatic) - Shell : 37.5 bar (540 psig) Seat : 27.5 bar (400 psig) Maximum Working Pressure : 25 bar (360 psig)

* Valves with Neoprene / Viton / Silicon lining and CF8M (S.S 316) Disc can also be provided at a nominal extra cost.



Article No.
1078J

ZOLOTO[®]

Butterfly Valve (Wafer Type), PN 25
with S.S 304 Disc - Gear Operated

HSN Code : 84818030

SALIENT FEATURES

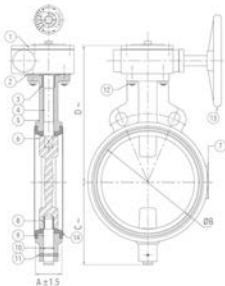
- Design Standard IS 13095 / BS EN 593 (BS 5155).
 - Wafer Type.
 - Gear Operated.
 - S.G Iron construction.
 - Stainless Steel (CF8 / CF8M*) Disc which is accurately guided between the two stems.
 - Integrally moulded rubber lining (EPDM / Nitrile / Neoprene* / Viton* / Silicon*) as per requirement
- which provides seating to the valve disc, as a primary seal to the stem and gasket joint with matching pipe flanges.
- Two Piece Stem design which is precisely guided between the PTFE / Bronze bushes.
 - Compatible to sandwich between flanges as per BS 10 Table D, E, F, H, DIN, PN 10, PN 16, PN 25, PN 40, ASA 150, ASA 300, IS 778, IS 6392 Table 17 & IS 1538.

SUITABLE FOR



MATERIALS

P.No.	Name of Part	Material of Construction	Specification	Qty.
1	Gear Box Assembly	---	---	1
2	Gasket	Steam Jointing Sheet	IS2712 Gr. W/3	1
3	Packing Bush	PTFE / Bronze	BS EN 12086-1 / IS 318 Gr. LTB 2	1
4	Upper Stem	Stainless Steel	ASTM A 276 Type 410	1
5	Body	S.G Iron	ASTM A 536 / IS 1865	1
6	Disc	Stainless Steel	ASTM A 351 Gr. CF8	1
7	Name Plate	Aluminium	---	1
8	Bush	PTFE / Bronze	BS EN 12086-1 / IS 318 Gr. LTB 2	1
9	Lower Stem	Stainless Steel	ASTM A 276 Type 410	1
10	O' Ring	Nitrile Rubber	IS 5192 - 1	1
11	Dowel Pin	Spring Steel	---	1
12	C-Sunk Screw & Nuts	Carbon Steel	---	4 Each
13	Handwheel	Cast Iron/Sheet Metal	IS 210 Gr. FG 200 / ---	1
14	Body Lining	EPDM/Nitrile	IS 5192 - 1	1



SIZES & DIMENSIONS

Size (Inches)	Size (mm)	A ±1.5	OB	C -	D -
8	200	57.5	199.6	180	295
10	250	65.5	250	220	320
12	300	77.5	298	250	344

PN 25 - Test Pressure (Hydrostatic) - Shell : 37.5 bar (540 psig) - Seat : 27.5 bar (400 psig) - Maximum Working Pressure : 25 bar (360 psig)

* Valves with Neoprene / Viton / Silicon lining and CF8M (S.S 316) Disc can also be provided at a nominal extra cost.

Article No. 1079 has been discontinued.



Article No.
1079A

ZOLOTO®

Cast Iron Sluice Valve PN 1.0 (Flanged)



HSN Code : 84818030

SALIENT FEATURES

- Design Standard IS 14846 PN 1.0.
- Bolted Bonnet, Inside Screw, Non-Rising Stem.
- Rigid and Sturdy design.
- Handwheel Operated.
- Flange Ends as per IS 1538.

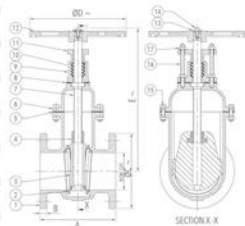
Note : Also available with Brass Spindle at a nominal extra cost.

SUITABLE FOR



MATERIALS

P.No.	Name of Part	Material of Construction	Specification	Qty.
1, 6	Body, Bonnet	Cast Iron	IS 210 Gr. FG 200	1
2	Seat Ring	Bronze	IS 318 Gr. 11B2	4
3	Wedge	Cast Iron	IS 210 Gr. FG 200	1
4	Stem Bush	Bronze	IS 318 Gr. 11B2	1
5	Gasket	Rubber	IS 638 Type B	1
7	Stem	Stainless Steel	IS 6603 Gr. 12 Cr. 12	1
8	Gasket	Rubber	IS 638 Type B	1
9	Stuffing Box	Cast Iron	IS 210 Gr. FG 200	1
10	Gland Packing	Hemp & Jute	IS 5414	-
11	Gland Flange	Cast Iron	IS 210 Gr. FG 200	1
12	Handwheel	Cast Iron	IS 210 Gr. FG 200	1
13	Washer	Carbon Steel	---	1
14	Bolt	Carbon Steel	IS 1363 Part 1 Class 4.6	1
15	Bolt & Nut	Carbon Steel	IS 1363 Part 1 Class 4.6	As Reqd.
			IS 1363 Part 3 Class 4.0	As Reqd.
16	Stud / Bolt	Carbon Steel	IS 1363 Part 1 Class 4.6	2
17	Nut	Carbon Steel	IS 1363 Part 3 Class 4.0	As Reqd.



SIZES & DIMENSIONS

Size (Inches)	Size (mm)	A	B	BC -	OD -	E -
2*	50	178 ⁺²	16 ⁺²	165	225	336
2 1/2*	65	190 ⁺²	16 ⁺²	185	225	355
3	80	203 ⁺²	21 ⁺³	200	225	390
4	100	229 ⁺²	22 ⁺³	220	320	440
5	125	254 ⁺²	22.5 ⁺³	250	320	485
6	150	267 ⁺²	23 ⁺³	285	320	560
8	200	292 ⁺²	24.5 ⁺³	340	360	690
10	250	330 ⁺²	26 ⁺³	395	400	795
12	300	356 ⁺²	27.5 ⁺³	445	400	867
14*	350 [†]	381 ⁺³	29 ⁺³	505	500	942
16*	400 [†]	406 ⁺³	30 ⁺³	565	640	1110
18*	450 [†]	432 ⁺³	31.5 ⁺³	615	720	1175
24*	600 [†]	508 ⁺³	36 ⁺³	780	720	1480

Test Pressure (Hydrostatic) - Shell : 1.5 MPa - Seat : 1.0 MPa - Maximum Working Temperature : 45°C

* Flanges as per 14846 † IS Certification for these sizes is currently under process.



Article No.
1079B

ZOLOTO®

Cast Iron Sluice Valve PN 1.6 (Flanged)



HSN Code : 84818030

SALIENT FEATURES

- Design Standard IS 14846 PN 1.6.
- Bolted Bonnet, Inside Screw, Non-Rising Stem.
- Rigid and Sturdy design.
- Handwheel Operated.
- Flange Ends as per IS 1538.

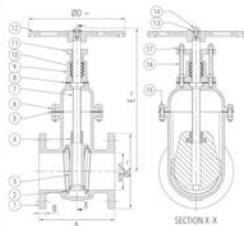
Note : Also available with Brass Spindle at a nominal extra cost.

SUITABLE FOR



MATERIALS

P.No.	Name of Part	Material of Construction	Specification	Qty.
1, 6	Body, Bonnet	Cast Iron	IS 210 Gr. FG 200	1
2	Seat Ring	Bronze	IS 318 Gr. 11B2	4
3	Wedge	Cast Iron	IS 210 Gr. FG 200	1
4	Stem Bush	Bronze	IS 318 Gr. 11B2	1
5	Gasket	Rubber	IS 638 Type B	1
7	Stem	Stainless Steel	IS 6603 Gr. 12 Cr. 12	1
8	Gasket	Rubber	IS 638 Type B	1
9	Stuffing Box	Cast Iron	IS 210 Gr. FG 200	1
10	Gland Packing	Hemp & Jute	IS 5414	-
11	Gland Flange	Cast Iron	IS 210 Gr. FG 200	1
12	Handwheel	Cast Iron	IS 210 Gr. FG 200	1
13	Washer	Carbon Steel	---	1
14	Bolt	Carbon Steel	IS 1363 Part 1 Class 4.6	1
15	Bolt & Nut	Carbon Steel	IS 1363 Part 1 Class 4.6	As Reqd.
16	Stud / Bolt	Carbon Steel	IS 1363 Part 1 Class 4.6	2
17	Nut	Carbon Steel	IS 1363 Part 3 Class 4.0	As Reqd.



SIZES & DIMENSIONS

Size (Inches)	Size (mm)	A ±2	B	ØC	ØD -	E -
2*	50	178	16 ⁺²	165	280	336
2 1/2*	65	190	16 ⁺²	185	280	355
3	80	203	21 ⁺³	200	280	390
4	100	229	22 ⁺³	220	360	440
5	125	254	22.5 ⁺³	250	360	485
6	150	267	23 ⁺³	285	360	560
8	200	292	24.5 ⁺³	340	450	690
10	250	330	26 ⁺³	395	640	795
12	300	356	27.5 ⁺³	445	640	867

Test Pressure (Hydrostatic) - Shell : 2.4 MPa - Seat : 1.6 MPa - Maximum Working Temperature : 45°C

* Flanges as per 14846



Article No.
1079C

ZOLOTO®

Cast Iron Sluice Valve PN 1.0 (Flanged) with Rising Stem

HSN Code : 84818030

SALIENT FEATURES

- Design Reference Standard IS 14846.
- Bolted Bonnet, Outside Screw, Yoke Type, Rising Spindle, Solid Wedge.
- Rigid and Sturdy design.
- Handwheel operated.
- Flanged ends to IS 1538.
- Provision for re-packing under pressure.

Note : Also available with Brass Spindle at a nominal extra cost.

SUITABLE FOR

STEAM

WATER

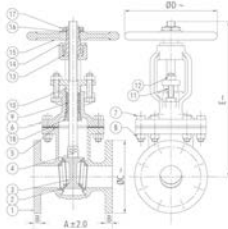
OIL

AIR

GASES

MATERIALS

P.No.	Name of Part	Material of Construction	Specification	Qty.
1	Body	Cast Iron	IS 210 Gr. FG 200	1
2	Seat Ring	Bronze	IS 318 Gr. ITB 2	4
3	Wedge	Cast Iron	IS 210 Gr. FG 200	1
4	Stem	Stainless Steel	IS 6603 Gr. 12 Cr. 12	1
5	Gasket	Rubber	IS 638 Type B	1
6	Bonnet	Cast Iron	IS 210 Gr. FG 200	1
7	Bolt	Carbon Steel	IS 1367	As Reqd.
8	Nut	Carbon Steel	IS 1367	As Reqd.
9	Gland Packing	Hemp, & Jute	IS 5414	-
10	Gland Flange	Cast Iron	IS 210 Gr. FG 200	1
11	Bolt	Carbon Steel	IS 1367	2
12	Nut	Carbon Steel	IS 1367	2
13	Sleeve	S.G Iron	ASTM A 536 / IS 1865	1
14	Sleeve Nut	Stainless Steel	IS 6603 Gr. 12 Cr. 12	1
15	Handwheel	Cast Iron	IS 210 Gr. FG 200	1
16	Washer	Carbon Steel	---	1
17	Handwheel Nut	Stainless Steel	IS 6603 Gr. 12 Cr. 12	1
18	Back Seat Bush	Bronze	IS 318 Gr. ITB 2	1



SIZES & DIMENSIONS

Size (Inches)	Size (mm)	A ± 2	B	OC	OD --	E --
2*	50	178	16 ⁺²	165	225	350
2 1/2*	65	190	16 ⁺²	185	225	410
3	80	203	21 ⁺³	200	225	455
4	100	229	22 ⁺³	220	320	540
5	125	254	22.5 ⁺³	250	320	588
6	150	267	23 ⁺³	285	320	655
8	200	292	24.5 ⁺³	340	360	780
10	250	330	26 ⁺³	395	400	960
12	300	356	27.5 ⁺³	445	400	1140

Test Pressure (Hydrostatic) - Shell : 1.5 MPa - Seat : 1.0 MPa - Maximum Working Temperature : 45°C

* Flanges as per 14846

Article Nos. 1079D & 1080 have been discontinued.

Article No.
1080A

ZOLOTO®

Stainless Steel (CF8M / S.S 316) Three Piece Design
Ball Valve, Class-150 (Screwed)

HSN Code : 84818030



SALIENT FEATURES

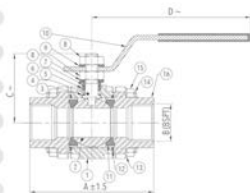
- Design Standard BS EN ISO 17292 (BS 5351).
- Screwed Female Ends to BSPT / NPT / Socket Weld.
- Reduced Bore, Three Piece Design.
- Superb in Quality and Performance.

SUITABLE FOR



MATERIALS

P.No.	Name of Part	Material of Construction	Specification	Qty.
1	Body	Stainless Steel	ASTM A 351 Gr. CF8M	1
2	Ball	Stainless Steel	ASTM A 276 Type 316 / 351 Gr. CF8M	1
3	Thrust Washer	PTFE 35% Carbon Filled	BS EN 12086 - 1	1
4	Stem	Stainless Steel	ASTM A 276 Type 316	1
5	Packing Ring	PTFE 35% Carbon Filled	BS EN 12086 - 1	2
6	Gland	Stainless Steel	ASTM A 276 Type 316	1
7	Cup Washer	Stainless Steel	ASTM A 276 Type 316	2
8	Nut	H.T Steel	ASTM A 194 Gr. 2H	2
9	Spring Washer	Spring Steel / Stainless Steel	EN 47 Gr. B / Type 316	1
10	Lever	Mild Steel	---	1
11	Body Seat Ring	PTFE	BS EN 12086 - 1	2
12	Gasket	PTFE	BS EN 12086 - 1	2
13	Spring Washer	Spring Steel / Stainless Steel	EN 47 Gr. B / Type 316	8
14	Studs	Alloy Steel	ASTM A 193 Gr. B7	4
15	Nuts	H.T Steel	ASTM A 194 Gr. 2H	8
16	End Connector	Stainless Steel	ASTM A 351 Gr. CF8M	2



SIZES & DIMENSIONS

Size (Inches)	Size (mm)	A ±1.5	B	C ~	D ~
1/2	15	69	1/2"	38	112
3/4	20	73	3/4"	40	125
1	25	95	1"	57	168
1 1/4	32	105	1 1/4"	65	168
1 1/2	40	115	1 1/2"	75	177
2	50	128	2"	75	220

Test Pressure (Hydrostatic) - Shell : 31 kg/cm²g (440 psig) Max. Working Pressure : 21 kg/cm²g (300 psig) Seat (Pneumatic) : 7kg/cm²g (100 psig)

ZOLOTO[®]

Stainless Steel (CF8M / S.S 316) Three Piece Design Ball Valve, Class-150 (Flanged)

HSN Code : 84818030

Article No.
1080B

SALIENT FEATURES

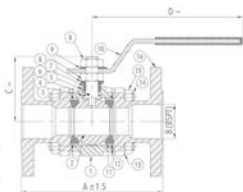
- Design Standard BS EN ISO 17292 (BS 5351).
- Flanged Ends to ASME B16.5 Class-150 (Drilled).
- Three Piece Design.
- Superb in Quality and Performance.

SUITABLE FOR



MATERIALS

P.No.	Name of Part	Material of Construction	Specification	Qty.
1	Body	Stainless Steel	ASTM A 351 Gr. CF8M	1
2	Ball	Stainless Steel	ASTM A 276 Type 316 / 351 Gr. CF8M	1
3	Thrust Washer	PTFE 35% Carbon Filled	BS EN 12086 - 1	1
4	Stem	Stainless Steel	ASTM A 276 Type 316	1
5	Packing Ring	PTFE 35% Carbon Filled	BS EN 12086 - 1	2
6	Gland	Stainless Steel	ASTM A 276 Type 316	1
7	Cup Washer	Stainless Steel	ASTM A 276 Type 316	2
8	Nut	H.T Steel	ASTM A 194 Gr. 2H	2
9	Spring Washer	Spring Steel / Stainless Steel	EN 47 Gr. B / Type 316	1
10	Lever	Mild Steel	---	1
11	Body Seat Ring	PTFE	BS EN 12086 - 1	2
12	Gasket	PTFE	BS EN 12086 - 1	2
13	Spring Washer	Spring Steel / Stainless Steel	EN 47 Gr. B / Type 316	8
14	Studs	Alloy Steel	ASTM A 193 Gr. B7	4
15	Nuts	H.T Steel	ASTM A 194 Gr. 2H	8
16	End Connector	Stainless Steel	ASTM A 351 Gr. CF8M	2



SIZES & DIMENSIONS

Size (Inches)	Size (mm)	A ±1.5	B	C ~	D ~
1/2	15	108	15	38	150
3/4	20	117	20	40	150
1	25	127	25	57	160
1 1/4	32	140	32	65	160
1 1/2	40	165	40	75	202
2	50	178	50	75	202
2 1/2*	65	191	63.5	125	250
3*	80	203	76	137	335
4*	100	229	100	158	335

Test Pressure (Hydrostatic) - Shell : 31 kg/cm²g (440 psig) Max. Working Pressure : 21 kg/cm²g (300 psig) Seat (Pneumatic) : 7kg/cm²g (100 psig)

*Full Bon



Article No.
1081

ZOLOTO[®]

Stainless Steel (CF8 / S.S 304) Three Piece Design
Ball Valve, Class-150 (Screwed)

HSN Code : 84818030

SALIENT FEATURES

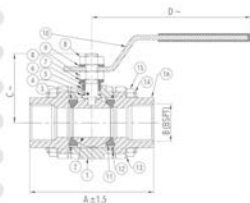
- Design Standard BS EN ISO 17292 (BS 5351).
- Screwed Female Ends to BSP / NPT / Socket Weld.
- Reduced Bore, Three Piece Design.
- Superb in Quality and Performance.

SUITABLE FOR



MATERIALS

P.No.	Name of Part	Material of Construction	Specification	Qty.
1	Body	Stainless Steel	ASTM A 351 Gr. CF8	1
2	Ball	Stainless Steel	ASTM A 276 Type 304 / 351 Gr. CF8	1
3	Thrust Washer	PTFE 35% Carbon Filled	BS EN 12086 - 1	1
4	Stem	Stainless Steel	ASTM A 276 Type 304	1
5	Packing Ring	PTFE 35% Carbon Filled	BS EN 12086 - 1	2
6	Gland	Stainless Steel	ASTM A 276 Type 304	1
7	Cup Washer	Stainless Steel	ASTM A 276 Type 304	2
8	Nut	H.T Steel	ASTM A 194 Gr. 2H	2
9	Spring Washer	Spring Steel / Stainless Steel	EN 47 Gr. B / Type 304	1
10	Lever	Mild Steel	---	1
11	Body Seat Ring	PTFE	BS EN 12086 - 1	2
12	Gasket	PTFE	BS EN 12086 - 1	2
13	Spring Washer	Spring Steel / Stainless Steel	EN 47 Gr. B / Type 304	8
14	Studs	Alloy Steel	ASTM A 193 Gr. B7	4
15	Nuts	H.T Steel	ASTM A 194 Gr. 2H	8
16	End Connector	Stainless Steel	ASTM A 351 Gr. CF8	2



SIZES & DIMENSIONS

Size (Inches)	Size (mm)	A ± 1.5	B	C ~	D ~
1/2	15	69	1/2"	38	112
3/4	20	73	3/4"	40	125
1	25	95	1"	57	168
1 1/4	32	105	1 1/4"	65	168
1 1/2	40	115	1 1/2"	75	177
2	50	128	2"	75	220

Test Pressure (Hydrostatic) - Shell : 31 kg/cm²g (440 psig) Max. Working Pressure : 21 kg/cm²g (300 psig) Seat (Pneumatic) : 7kg/cm²g (100 psig)



Article No.
1081A

ZOLOTO[®]

Stainless Steel (CF8 / S.S 304) Three Piece Design
Ball Valve, Class-150 (Flanged)

HSN Code : 84818030

SALIENT FEATURES

- Design Standard BS EN ISO 17292 (BS 5351).
- Flanged Ends to ASME B16.5 Class-150 (Drilled).
- Three Piece Design.
- Superb in Quality and Performance.

SUITABLE FOR

✓ STEAM

✓ WATER

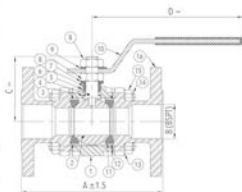
✓ OIL

✓ AIR

✓ GASES

MATERIALS

P.No.	Name of Part	Material of Construction	Specification	Qty.
1	Body	Stainless Steel	ASTM A 351 Gr. CF8	1
2	Ball	Stainless Steel	ASTM A 276 Type 304 / 351 Gr. CF8	1
3	Thrust Washer	PTFE 35% Carbon Filled	BS EN 12086 - 1	1
4	Stem	Stainless Steel	ASTM A 276 Type 304	1
5	Packing Ring	PTFE 35% Carbon Filled	BS EN 12086 - 1	2
6	Gland	Stainless Steel	ASTM A 276 Type 304	1
7	Cup Washer	Stainless Steel	ASTM A 276 Type 304	2
8	Nut	H.T Steel	ASTM A 194 Gr. 2H	2
9	Spring Washer	Spring Steel / Stainless Steel	EN 47 Gr. B / Type 304	1
10	Lever	Mild Steel	---	1
11	Body Seat Ring	PTFE	BS EN 12086 - 1	2
12	Gasket	PTFE	BS EN 12086 - 1	2
13	Spring Washer	Spring Steel / Stainless Steel	EN 47 Gr. B / Type 304	8
14	Studs	Alloy Steel	ASTM A 193 Gr. B7	4
15	Nuts	H.T Steel	ASTM A 194 Gr. 2H	8
16	End Connector	Stainless Steel	ASTM A 351 Gr. CF8	2



SIZES & DIMENSIONS

Size (Inches)	Size (mm)	A ±1.5	B	C -	D -
1/2	15	108	15	38	150
3/4	20	117	20	40	150
1	25	127	25	57	160
1 1/4	32	140	32	65	160
1 1/2	40	165	40	75	202
2	50	178	50	75	202
2 1/2*	65	191	63.5	125	250
3*	80	203	76	137	335
4*	100	229	100	158	335

Test Pressure (Hydrostatic) - Shell : 31 kg/cm²g (440 psig) Max. Working Pressure : 21 kg/cm²g (300 psig) Seat (Pneumatic) : 7kg/cm²g (100 psig)

*Full Bon



Article No.
1082

ZOLOTO[®]

Cast Iron Dual Plate (Wafer Type)
Check Valve, PN 16

HSN Code : 84813000

SALIENT FEATURES

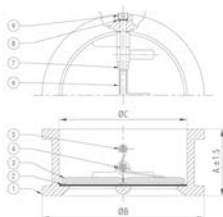
- Design standard API 594.
- Wafer Type Design, to take lesser space than the conventional Check Valve.
- Being light in weight, is more rigid than the standard Swing Type Check Valve, which needs expensive foundation and special supports.
- Being cylindrical body, stresses are uniformly distributed.
- Much longer seat life because of Bronze / S/S to Rubber contact.
- Less wear and tear of seat surfaces.
- End connections are designed to suit flanges drilled to ANSI B Class 125 / ASME B16.5 Class 150.
- Water hammering effect is minimized in this design, since the closing of valve does not depend upon any back pressure or flow.

SUITABLE FOR



MATERIALS

P.No.	Name of Part	Material of Construction	Specification	Qty.
1	Body	Cast Iron	IS 210 Gr. FG 200	1
2	Body Lining	Nitrile Rubber	IS 5192 - 1	1
3	Flap / Disc	Stainless Steel / Bronze	ASTM A 351 Gr. CF8/CF8M / IS 318 Gr. LTB2	2
4	Hinge Pin	Stainless Steel	ASTM A 276 Type 304	1
5	Stop Pin	Stainless Steel	ASTM A 276 Type 304	1
6	Spring	Stainless Steel	Type 304	-
7	Packing Washer	Stainless Steel / PTFE	ASTM A 276 Type 304 / ---	-
8	Packing Washer	Nitrile Rubber / PTFE	IS 5192 - 1 / ---	-
9	Retainer Plug	Carbon Steel	---	2/4



SIZES & DIMENSIONS

Size (Inches)	Size (mm)	A	OB	OC
1 1/2	40	50	92	56
2	50	54	101	60
2 1/2	65	60	120	73
3	80	67	133	89
4	100	67	171	114
5	125	83	193	141
6	150	95	218	168
8	200	127	276	219
10	250	140	336	273.5
12	300	181	406	324
14	350	184	451	357

* Each plate being half of the size of the swing check valve disc, provides straight flow path offering minimal resistance because of the spring's assistance as closing of the valve initiates as soon as flow velocity dips below the designated minimum velocity.

Test Pressure (Hydrostatic) - Shell - 24.50 kg/cm²g (350 psig) - Seat - 16 kg/cm²g (230 psig)



Article No.
1083

ZOLOTO®

Cast Iron Non Return Valve PN 1.0 (Flanged)

HSN Code : 84813000

SALIENT FEATURES

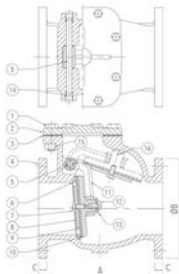
- Design Standard IS 5312 - 1.
- Flanged Ends to IS 1538.
- Seating design - Swing Type.
- Bolted Cover.
- Renewable Seat with Premium Quality Rubber Flap.
- Flexible installation (Horizontal / Vertical)

SUITABLE FOR



MATERIALS

P.No.	Name of Part	Material of Construction	Specification	Qty.
1	Bolts	Carbon Steel	IS 1363 Part 1 Class 4.6	As Reqd.
2, 4	Cover, Body	Cast Iron	IS 210 Gr. FG 200	1
3	Gasket	Nitrile Rubber	IS 638 Type B	1
5	Hinge Pin	Stainless Steel	ASTM A 276 Type 410	1
6	Body Seat Ring	Bronze / Stainless Steel	IS 318 Gr. LTB 2 / A 276 Type 410	1
7	Bolts	Carbon Steel	IS 1363 Part 1 Class 4.6	1
8	Washer	Carbon Steel	---	1
9	Disc Facing	Nitrile Rubber	IS 638 Type B	1
10	Disc	Cast Iron	IS 210 Gr. FG 200	1
11	Hinge	Cast Iron	IS 210 Gr. FG 200	1
12	Bolt (Optional)	Carbon Steel	IS 1363 Part 1 Class 4.6	1
13	Washer	Carbon Steel	---	1
14	Plug	Carbon Steel	---	2
15	Nut	Carbon Steel	IS 1363 Part 3 Class 4.0	As Reqd.
16	Split Pin (Optional)	Carbon Steel	---	1



SIZES & DIMENSIONS

Size (Inches)	Size (mm)	A	DB	C
2"	50	203 ±2	165	16 ±2
2 1/2"	65	216 ±2	185	16 ±2
3	80	241 ±2	200	21 ±3
4	100	292 ±2	220	22 ±3
5	125	330 ±2	250	22.5 ±3
6	150	356 ±2	285	23 ±3
8	200	495 ±3	340	24.5 ±3
10	250	622 ±3	395	26 ±3
12	300	698 ±3	445	27.5 ±3

PN 1.0 - Test Pressure (Hydrostatic) - Shell : 1.5 MPa Seat : 1.0 MPa

* Flanges as per IS 5312.



Article No.
1083A

ZOLOTO®

Cast Iron Non Return Valve PN 1.6 (Flanged)

HSN Code : 84813000

SALIENT FEATURES

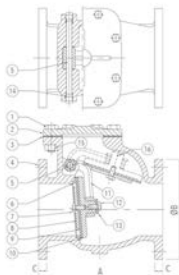
- Design Standard IS 5312 - 1.
- Flanged Ends to IS 1538.
- Seating design - Swing Type.
- Bolted Cover.
- Renewable Seat with Premium Quality Rubber Flap.
- Flexible installation (Horizontal / Vertical)

SUITABLE FOR



MATERIALS

P.No.	Name of Part	Material of Construction	Specification	Qty.
1	Bolts	Carbon Steel	IS 1363 Part 1 Class 4.6	As Reqd.
2, 4	Cover, Body	Cast Iron	IS 210 Gr. FG 200	1
3	Gasket	Nitrile Rubber	IS 638 Type B	1
5	Hinge Pin	Stainless Steel	ASTM A 276 Type 410	1
6	Body Seat Ring	Bronze / Stainless Steel	IS 318 Gr. LTB 2 / A 276 Type 410	1
7	Bolts	Carbon Steel	IS 1363 Part 1 Class 4.6	1
8	Washer	Carbon Steel	---	1
9	Disc Facing	Nitrile Rubber	IS 638 Type B	1
10	Disc	Cast Iron	IS 210 Gr. FG 200	1
11	Hinge	Cast Iron	IS 210 Gr. FG 200	1
12	Bolt (Optional)	Carbon Steel	IS 1363 Part 1 Class 4.6	1
13	Washer	Carbon Steel	---	1
14	Plug	Carbon Steel	---	2
15	Nut	Carbon Steel	IS 1363 Part 3 Class 4.0	As Reqd.
16	Split Pin (Optional)	Carbon Steel	---	1



SIZES & DIMENSIONS

Size (Inches)	Size (mm)	A	DB	C
2"	50	203 ±2	165	16 ±2
2 1/2"	65	216 ±2	185	16 ±2
3	80	241 ±2	200	21 ±3
4	100	292 ±2	220	22 ±3
5	125	330 ±2	250	22.5 ±3
6	150	356 ±2	285	23 ±3
8	200	495 ±3	340	24.5 ±3
10	250	622 ±3	395	26 ±3
12	300	698 ±3	445	27.5 ±3

PN 1.6 - Test Pressure (Hydrostatic) - Shell : 2.4 MPa - Seat : 1.6 MPa

* Flanges as per IS 5312.



Article No.
1084

ZOLOTO[®]

Cast Iron Y-Type Strainer, PN 10 (Flanged)

HSN Code : 84818030

SALIENT FEATURES

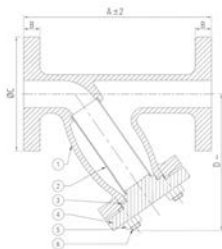
- Flanged Ends to BS 10 Table 'F'.
- Stainless Steel (S.S 304) perforated sheet screen (03 mm Perforation) is guided in body and cover.
- Large screening area makes the strainer efficient in performance.
- Minimum pressure drop inside the body due to streamlined body contours.

SUITABLE FOR



MATERIALS

P.No.	Name of Part	Material of Construction	Specification	Qty.
1	Body	Cast Iron	IS 210 Gr. FG 200	1
2	Screen	Stainless Steel	Type 304	1
3	Gasket	Rubber	IS 638 Type B	1
4	Bonnet	Cast Iron	IS 210 Gr. FG 200	1
5	Nuts	Carbon Steel	IS 1367	As Reqd.
6	Studs	Carbon Steel	IS 1367	As Reqd.



SIZES & DIMENSIONS

Size (Inches)	Size (mm)	A ± 2	B	ØC + 3	D -
1 1/2	40	165	16 ± 1.5	140	152
2	50	180	19 ± 1.7	165	175
2 1/2	65	206	19 ± 1.7	184.5	180
3	80	260	19 ± 1.7	203.2	238
4	100	295	22.2 ± 1.8	228.6	250
5	125	385	25.4 ± 2	279.4	320
6	150	385	25.4 ± 2	305	320
8	200	525	28.6 ± 2	368.3	395
10	250	700	28.6 ± 2	431.8	515
12	300	750	31.8 ± 2.3	489	570
14	350	850	35 ± 2.5	552.5	620

Test Pressure (Hydrostatic) - Shell : 15 kg/cm²g (220 psig) Maximum Working Pressure : 10 kg/cm²g (150 psig)



Article No.
1084A

ZOLOTO[®]

Cast Iron Y-Type Strainer, PN 16 (Flanged)

HSN Code : 84818030

SALIENT FEATURES

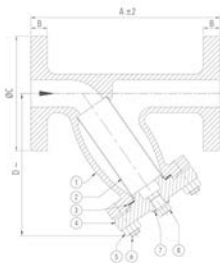
- Flanged Ends to BS 10 Table 'F'.
- Stainless Steel (S.S 304) perforated sheet screen (03 mm Perforation) is guided in body and cover.
- Large screening area makes the strainer efficient in performance.
- Minimum pressure drop inside the body due to streamlined body contours.

SUITABLE FOR



MATERIALS

P.No.	Name of Part	Material of Construction	Specification	Qty.
1	Body	Cast Iron	IS 210 Gr. FG 200	1
2	Screen [#]	Stainless Steel	Type 304	1
3	Gasket	Rubber	IS 638 Type B	1
4	Cover	Cast Iron	IS 210 Gr. FG 200	1
5	Nuts	Carbon Steel	IS 1367	As Reqd.
6	Studs	Carbon Steel	IS 1367	As Reqd.
7	Gasket	Rubber	IS 638 Type B	1
8	Drain Plug	Brass / Bronze	IS 6912 Gr. FLB / IS 318 Gr. LTB 2	1



(3 mm Perforation)

SIZES & DIMENSIONS

Size (Inches)	Size (mm)	A ± 2	B	ØC +3	D -
1 1/2	40	165	16 ± 1.5	140	152
2	50	180	19 ± 1.7	165	175
2 1/2	65	206	19 ± 1.7	184.5	180
3	80	260	19 ± 1.7	203.2	238
4	100	295	22.2 ± 1.8	228.6	250
5	125	385	25.4 ± 2	279.4	320
6	150	385	25.4 ± 2	305	320
8	200	525	28.6 ± 2	368.3	395

Test Pressure (Hydrostatic) - Shell : 24 kg/cm²g (340 psig) Maximum Working Pressure : 16 kg/cm²g (225 psig)



Article No.
1085

ZOLOTO®

Bronze Ball Valve with Integral Strainer (Screwed)

HSN Code : 84818030

SALIENT FEATURES

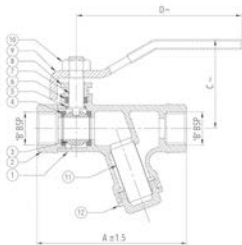
- Screwed Female Ends to BSP.
- Two Piece Design.
- Quarter Turn, Lever Operated for convenient operation.
- Stainless Steel (S.S 304) rust proof perforated sheet screen is provided in the strainer.
- Carbon Steel Powder Coated and Robust Lever.
- Most suitable for refrigeration and HVAC applications.

SUITABLE FOR



MATERIALS

P.No.	Name of Part	Material of Construction	Specification	Qty.
1	Body	Bronze	IS 318 Gr. LTB 2	1
2	Bonnet	Bronze	IS 318 Gr. LTB 2	1
3	Ball	Stainless Steel	ASTM A 276 Type 304	1
4	Body Seat Ring	PTFE	BS EN 12086 - 1	2
5	Thrust Washer	PTFE	BS EN 12086 - 1	1
6	Packing Ring	PTFE	BS EN 12086 - 1	-
7	Stem	Stainless Steel	ASTM A 276 Type 410	1
8	Gland	Brass	IS 6912 Gr. FLB	1
9	Lever	Carbon Steel	- - -	1
10	Nut	Carbon Steel	IS 1367	1
11	Screen	Stainless Steel	Type 304	1
12	Bottom Cover	Bronze	IS 318 Gr. LTB 2	1



SIZES & DIMENSIONS

Size (Inches)	Size (mm)	A ±1.5	B	C ~	D ~
1/2	15	92	1/2"	50	104
3/4	20	103	3/4"	60	121
1	25	119	1"	60	136

Test Pressure (Hydrostatic) - Shell : 25 kg/cm² (350 psig) - Seat : 16 kg/cm² (225 psig)



Article No.
1085A

ZOLOTO®

Bronze Ball Valve with Integral Strainer & Flare Nut (Mixed Ends)

HSN Code : 84818030

SALIENT FEATURES

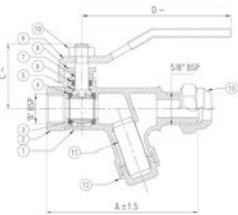
- Screwed Ends to BSP Female Inlet and 5/8" BSP Male Outlet provided with a Flare Nut.
- Two Piece Design.
- Quarter Turn, Lever Operated for convenient operation.
- Stainless Steel (S.S 304) rust proof perforated sheet screen is provided in the strainer.
- Stainless Steel, Rust Free and Robust Lever.
- Most suitable for refrigeration and HVAC applications.

SUITABLE FOR



MATERIALS

P.No.	Name of Part	Material of Construction	Specification	Qty.
1	Body	Bronze	IS 318 Gr. LTB 2	1
2	Bonnet	Bronze	IS 318 Gr. LTB 2	1
3	Ball	Stainless Steel	ASTM A 276 Type 304	1
4	Body Seat Ring	PTFE	BS EN 12086 - 1	2
5	Thrust Washer	PTFE	BS EN 12086 - 1	1
6	Packing Ring	PTFE	BS EN 12086 - 1	-
7	Stem	Stainless Steel	ASTM A 276 Type 410	1
8	Gland	Brass	IS 6912 Gr. FLB	1
9	Lever	Stainless Steel	Type 304	1
10	Nut	Carbon Steel	IS 1367	1
11	Screen	Stainless Steel	Type 304	1
12	Bottom Cover	Bronze	IS 318 Gr. LTB 2	1
13	Flare Nut	Brass	IS 6912 Gr. FLB	1



SIZES & DIMENSIONS

Size (Inches)	Size (mm)	A ±1.5	B	C ~	D ~
1/2	15	87	1/2"	34	82
3/4	20	114	3/4"	36	82
1	25	126	1"	44	82

Test Pressure (Hydrostatic) - Shell : 20 kg/cm² (300 psig) - Seat : 13.50 kg/cm² (192 psig)

Article No.
1085B

ZOLOTO[®]

Bronze Ball Valve with Flare Nut (Mixed Ends)

HSN Code : 84818030



SALIENT FEATURES

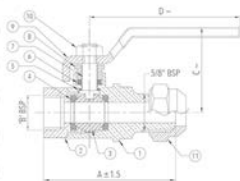
- Screwed Ends to BSP Female Inlet and 5/8" BSP Male Outlet provided with a Flare Nut.
- Two Piece Design.
- Quarter Turn, Lever Operated for convenient operation.
- Stainless Steel Powder Coated and Robust Lever.
- Most suitable for refrigeration and HVAC applications.

SUITABLE FOR



MATERIALS

P.No.	Name of Part	Material of Construction	Specification	Qty.
1	Body	Bronze	IS 318 Gr. LTB 2	1
2	Bonnet	Bronze	IS 318 Gr. LTB 2	1
3	Ball	Stainless Steel	ASTM A 276 Type 304	1
4	Body Seat Ring	PTFE	BS EN 12086 - 1	2
5	Thrust Ring	PTFE	BS EN 12086 - 1	1
6	Packing Ring	PTFE	BS EN 12086 - 1	-
7	Stem	Stainless Steel	ASTM A 276 Type 410	1
8	Gland	Brass	IS 6912 Gr. FLB	1
9	Lever	Stainless Steel	Type 304	1
10	Nut	Carbon Steel	IS 1367	1
11	Flare Nut	Brass	IS 6912 Gr. FLB	1



SIZES & DIMENSIONS

Size (Inches)	Size (mm)	A ±1.5	B	C ~	D ~
1/2	15	78	1/2"	52	82
3/4	20	86	3/4"	52	82
1	25	88	1"	52	82

Test Pressure (Hydrostatic) - Shell : 20 kg/cm²g (300 psig) - Seat : 13.50 kg/cm²g (192 psig)



Article No.
1086

ZOLOTO[®]

Stainless Steel Thermodynamic Steam Trap (Screwed)

I.B.R

HSN Code : 84818030

SALIENT FEATURES

- Screwed Female Ends to BSPT.
- Superior Quality Investment Casting.
- Provided with integral strainer.
- Stainless Steel (S.S 304) 0.5 mm hole diameter perforated sheet screen for trouble free service.
- Mirror finished moving disc.

SUITABLE FOR

STEAM

WATER

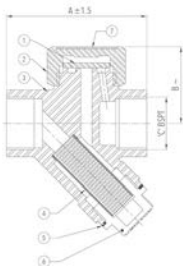
OIL

AIR

GASES

MATERIALS

P.No.	Name of Part	Material of Construction	Specification	Qty.
1	Disc	Stainless Steel	ASTM A 276 Type 410	1
2	Cover	Stainless Steel	ASTM A 743 Gr. CA40	1
3	Body	Stainless Steel	ASTM A 743 Gr. CA40	1
4	Screen	Stainless Steel	Type 304	1
5	Gasket	Steam Jointing Sheet	IS 2712 Gr. W/3	1
6	Plug	Stainless Steel	ASTM A 743 Gr. CA40	1
7	Name Plate	Aluminium	---	1



SIZES & DIMENSIONS

Size (Inches)	Size (mm)	A ± 1.5	B ~	C
1/2	15	77	47	1/2"
3/4	20	77	47	3/4"
1	25	86	47	1"

Test Pressure (Hydrostatic) - Shell : 51 bar (740 psig) Maximum Working Pressure (Steam) : 31 bar (450 psig) Maximum Working Temperature : 425°C



Article No.
1087

ZOLOTO®

Bronze Double Regulating Balancing Valve (Screwed) with Nozzle

HSN Code : 84818030

SALIENT FEATURES

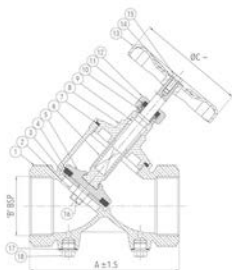
- Design Standard BS 7350.
- Screwed Female Ends to IS 554 / BS 21 / ISO 7.
- Precise double regulation.
- Tamper proof setting with a lock shield.
- PTFE sealing disc to ensure a proper shut off.
- Provided with Inlet / Outlet pressure test cocks.
- Facilitates system design, hence saves energy.
- Handwheel Operated
- Easy to install and set.
- Accentuates systematic commissioning of the plant for an optimal operation.

SUITABLE FOR



MATERIALS

P.No.	Name of Part	Material of Construction	Specification	Qty.
1	Body	Bronze	IS 318 Gr. LTB2	1
2	Nut	Brass	IS 6912 Gr. FLB	1
3	Washer	Bronze / Brass	IS 318 Gr. LTB2 / IS 6912 Gr. FLB	1
4	Disc	PTFE	BS EN 12086 - 1	1
5	Disc Holder	Bronze	IS 318 Gr. LTB2	1
6	Lower Stem	Bronze / Brass	IS 318 Gr. LTB2 / IS 6912 Gr. FLB	1
7	Gasket	PTFE	BS EN 12086 - 1	1
8	Bonnet	Bronze	IS 318 Gr. LTB2	1
9	Upper Stem	Brass	IS 6912 Gr. FLB	1
10	Lock Nut	Bronze / Brass	IS 318 Gr. LTB2 / IS 6912 Gr. FLB	1
11	Washer	PTFE	BS EN 12086 - 1	1
12	Gland Nut	Bronze / Brass	IS 318 Gr. LTB2 / IS 6912 Gr. FLB	1
13	Handwheel	Sheet Metal	---	1
14	Washer	Carbon Steel	---	1
15	Bolt	Carbon Steel	IS 1367	1
16	Lock Pin	Brass	---	1
17	Washer	PTFE	---	1
18	Plug	Bronze / Brass	IS 318 Gr. LTB2 / IS 6912 Gr. FLB	1



SIZES & DIMENSIONS

Size (Inches)	Size (mm)	A ±1.5	B ±	OC ±
1	25	90	1"	60
1 1/4	32	110	1 1/4"	70
1 1/2	40	120	1 1/2"	80
2	50	150	2"	80

Test Pressure (Hydrostatic) - Shell : 24 kg/cm² (340 psig) Max. Operating Pressure (Hydrostatic) : 16 bar at an ambient temperature upto 45°C



Article No.
1087A

ZOLOTO®

Cast Iron Double Regulating Balancing Valve (Flanged) with Nozzle

HSN Code : 84818030

SALIENT FEATURES

- Design Standard BS 7350.
 - Precise double regulation.
 - Tamper proof setting.
 - Handwheel Operated.
 - Low noise flow.
 - Can be made available with or without drain cocks.
 - Flanged ends to BS 4504 Section 3.2 PN 16.
- EPDM Rubber sealing for a soft shut off.

SUITABLE FOR

STEAM

WATER

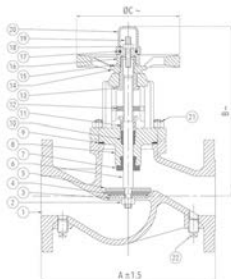
OIL

AIR

GASES

MATERIALS

P.No.	Name of Part	Material of Construction	Specification	Qty.
1	Body	Cast Iron	IS 210 Gr. FG 200	1
2	Nut	Carbon Steel	IS 1367	1
3	Washer	Carbon Steel	---	1
4	Disc Facing	EPDM Rubber	IS 5192 - 1	1
5	Disc Holder	Carbon Steel	---	1
6	Stem	Stainless Steel	ASTM A 276 Type 410.	1
7	Stem Seal	EPDM Rubber	IS 5192 - 1	1
8	Bonnet	Cast Iron	IS 210 Gr. FG 200	1
9	Gasket	Steam Jointing Sheet	IS 2712 Gr. W/3	1
10	Packing	PTFE	BS EN 12086 - 1	-
11	Gland	Stainless Steel	ASTM A 276 Type 410.	1
12	Indicator	Carbon Steel	---	1
13	Sleeve	Aluminium Bronze	BS EN 1982 AB-1	1
14	Handwheel	Cast Iron	IS 210 Gr. FG 200	1
15	Washer	Carbon Steel	---	1
16	Sleeve Nut	Stainless Steel	ASTM A 276 Type 410.	1
17	O' Ring	Nitrile Rubber	---	1
18	Nut	Carbon Steel	---	1
19	Adjusting Stud	Carbon Steel	---	1
20	End Cap	Cast Iron	IS 210 Gr. FG 200	1
21	Studs & Nuts	Carbon Steel	IS 1367	4 Each
22	Plug	Bronze	IS 318 Gr. 1TB2	2



SIZES & DIMENSIONS

Size (Inches)	Size (mm)	A ± 1.5	B -	OC -
2 1/2	65	290	286	170
3	80	304	294	170
4	100	350	356	200
5	125	400	385	225
6	150	480	490	256
8	200	600	615	360
10	250	730	666	400
12	300	850	680	400

Test Pressure (Hydrostatic) - Shell : 24 kg/cm² (340 psig) Max. Operating Pressure (Hydrostatic) : 16 bar at an ambient temperature upto 45°C

Article No.
1088

ZOLOTO®

Cast Steel Three Piece Design Ball Valve,
Class-150 (Screwed)

HSN Code : 84818030



SALIENT FEATURES

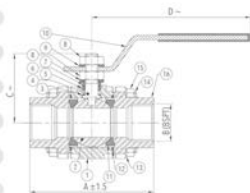
- Design Standard BS EN ISO 17292 (BS 5351).
- Screwed Female Ends to BSPT / NPT / Socket Weld.
- Reduced Bore, Three Piece Design.
- Superb in Quality and Performance.

SUITABLE FOR



MATERIALS

P.No.	Name of Part	Material of Construction	Specification	Qty.
1	Body	Cast Steel	ASTM A 216 Gr. WCB	1
2	Ball	Stainless Steel	ASTM A 276 Type 304 / 351 Gr. CF8	1
3	Thrust Washer	PTFE 35% Carbon Filled	BS EN 12086 - 1	1
4	Stem	Stainless Steel	ASTM A 276 Type 304	1
5	Packing Ring	PTFE 35% Carbon Filled	BS EN 12086 - 1	2
6	Gland	Stainless Steel	ASTM A 276 Type 304	1
7	Cup Washer	Stainless Steel	ASTM A 276 Type 304	2
8	Nut	H.T Steel	ASTM A 194 Gr. 2H	2
9	Spring Washer	Spring Steel / Stainless Steel	EN 47 Gr. B / Type 304	1
10	Lever	Mild Steel	---	1
11	Body Seat Ring	PTFE	BS EN 12086-1	2
12	Gasket	PTFE	BS EN 12086-1	2
13	Spring Washer	Spring Steel / Stainless Steel	EN 47 Gr. B / Type 304	8
14	Studs	Alloy Steel	ASTM A 193 Gr. B7	4
15	Nuts	H.T Steel	ASTM A 194 Gr. 2H	8
16	End Connector	Cast Steel	ASTM A 216 Gr. WCB	2



SIZES & DIMENSIONS

Size (Inches)	Size (mm)	A	B	C ~	D ~
1/2	15	69	1/2"	38	112
3/4	20	73	3/4"	40	125
1	25	95	1"	57	168
1 1/4	32	105	1 1/4"	65	168
1 1/2	40	115	1 1/2"	75	177
2	50	128	2"	75	220

Article No.
1089

ZOLOTO[®]

Cast Steel Three Piece Design Ball Valve,
Class-150 (Flanged)

L.B.R

HSN Code : 84818030



SALIENT FEATURES

- Design Standard BS EN ISO 17292 (BS 5351).
- Flanged Ends to ASME B16.5 Class-150 (Drilled).
- Three Piece Design.
- Superb in Quality and Performance.

SUITABLE FOR

✓ STEAM

✓ WATER

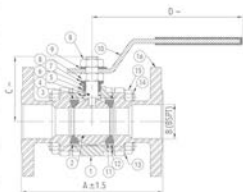
✓ OIL

○ AIR

○ GASES

MATERIALS

P.No.	Name of Part	Material of Construction	Specification	Qty.
1	Body	Cast Steel	ASTM A 216 Gr. WCB	1
2	Ball	Stainless Steel	ASTM A 276 Type 304 / 351 Gr. CF8	1
3	Thrust Washer	PTFE 35% Carbon Filled	BS EN 12086 - 1	1
4	Stem	Stainless Steel	ASTM A 276 Type 304	1
5	Packing Ring	PTFE 35% Carbon Filled	BS EN 12086 - 1	2
6	Gland	Stainless Steel	ASTM A 276 Type 304	1
7	Cup Washer	Stainless Steel	ASTM A 276 Type 304	2
8	Nut	H.T Steel	ASTM A 194 Gr. 2H	2
9	Spring Washer	Spring Steel / Stainless Steel	EN 47 Gr. B / Type 304	1
10	Lever	Mild Steel	---	1
11	Body Seat Ring	PTFE	BS EN 12086-1	2
12	Gasket	PTFE	BS EN 12086-1	2
13	Spring Washer	Spring Steel / Stainless Steel	EN 47 Gr. B / Type 304	8
14	Studs	Alloy Steel	ASTM A 193 Gr. B7	4
15	Nuts	H.T Steel	ASTM A 194 Gr. 2H	8
16	End Connector	Cast Steel	ASTM A 216 Gr. WCB	2



SIZES & DIMENSIONS

Size (Inches)	Size (mm)	A ± 1.5	ØB	C -	D -
1/2	15	108	15	38	150
3/4	20	117	20	40	150
1	25	127	25	57	160
1 1/4	32	140	32	65	160
1 1/2	40	165	40	75	202
2	50	178	50	75	202
2 1/2*	65	191	63.5	125	250
3*	80	203	76	137	335
4*	100	229	100	158	335

Test Pressure (Hydrostatic) - Shell : 31 kg/cm²g (440 psig) Seat : 21kg/cm²g (300 psig) Seat (Steam) : 10.55 kg/cm²g (150 psig) For Pressure Temperature Rating, refer Page No.123

*Full Bon



Article No.
1090

ZOLOTO®

Cast Iron Bucket Type Steam Trap (Screwed)

L.B.R

HSN Code : 84818030

SALIENT FEATURES

- Screwed Female Ends to BSPT.
- Inverted Bucket Type, Bolted Cover.
- With Stainless Steel (S.S 304) renewable working parts.

SUITABLE FOR

STEAM

WATER

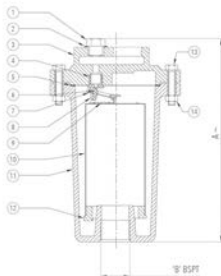
OIL

AIR

GASES

MATERIALS

P.No.	Name of Part	Material of Construction	Specification	Qty.
1	Plug	Stainless Steel	ASTM A 276 Type 410	1
2	Gasket	Steam Jointing Sheet	IS 2712 Gr. W/3	1
3	Cover	Cast Iron	IBR 86 To 93 Gr. A	1
4	Valve Seat	Stainless Steel	ASTM A 276 Type 304	1
5	Gasket	Steam Jointing Sheet	IS 2712 Gr. W/3	1
6	Valve	Stainless Steel	Type 304	1
7	Valve Lever	Stainless Steel	Type 304	1
8	Valve Hook	Stainless Steel	Type 304	1
9	Bucket Hook	Stainless Steel	Type 304	1
10	Bucket	Stainless Steel	Non Rustable	1
11	Body	Cast Iron	IBR 86 To 93 Gr. A	1
12	Bucket Ring	Cast Iron	IBR 86 To 93 Gr. A	1
13	Nuts	Carbon Steel	IS 1367	As Reqd.
14	Bolts	Carbon Steel	IS 1367	As Reqd.



SIZES & DIMENSIONS

Size (Inches)	Size (mm)	A –	B
1/2	15	170	1/2"
3/4	20	210	3/4"
1	25	275	1"
1 1/4	32	372	1 1/4"
1 1/2	40	372	1 1/2"
2	50	420	2"

Test Pressure (Hydrostatic) - Shell : 21.10 kg/cm²g (300 psig) | Maximum Working Pressure : 10.55 kg/cm²g (150 psig) | Maximum Working Temperature : 220°C



Article No.
1091

ZOLOTO®

Cast Steel Sleeve Packed Water Level Gauge (Flanged)

I.B.R

HSN Code : 84818030

SALIENT FEATURES

- Flanged Ends to BS 10 Table 'J'.
- Automatic Shut Off Device in Water Arm.
- Available for both, Right Hand and Left Hand.
- Premium Quality Sleeve, Reinforced by metallic eye holes is provided to avoid any dogging of passage.
- Each piece is fitted with self adjusting inverted taper plug (Stainless Steel) which forms a seal in the renewable moulded asbestos sleeve.
- Sleeve can easily be positioned by a rib which fits in the corresponding groove of the body.

Note : Glass Tube is **not** provided with this product.

SUITABLE FOR

STEAM

WATER

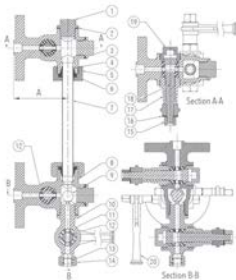
OIL

AIR

GASES

MATERIALS

P.No.	Name of Part	Material of Construction	Specification	Qty.
1	Plug	Stainless Steel	ASTM A 276 Type 410	3
2	Gasket	Steam Jointing Sheet	IS 2712 Gr. W/3	4
3	Upper Arm	Cast Steel	IBR 73-80 Gr. B	1
4	Cone	Synthetic Rubber	IS 5192-1	2
5	Nut	Stainless Steel	ASTM A 276 Type 410	2
6	Washer	Bronze	IBR 282 (a) (iv) Gr. B	2
7	Glass Tube	Toughened Glass	---	1
8	Lower arm	Cast Steel	IBR 73-80 Gr. B	1
9	Ball	Stainless Steel	ASTM A 276 Type 304	1
10	Drain Valve	Cast Steel	IBR 73-80 Gr. B	1
11	Sleeve Bush	Bronze	IBR 282 (a) (iv) Gr. B	6
12	Sleeve	Moulded Asbestos	---	3
13	Nipple	Stainless Steel	ASTM A 276 Type 410	1
14	Union Nut	Stainless Steel	ASTM A 276 Type 410	1
15	Nut	Carbon Steel	---	3
16	Name Plate	Brass / Aluminium	---	3
17	Bonnet	Stainless Steel	ASTM A 276 Type 410	3
18	Stem	Stainless Steel	ASTM A 276 Type 410	3
19	Lock Nut	Stainless Steel	ASTM A 276 Type 410	3
20	Handle	S.G Iron	IS 1865 / ASTM A 536	3



SIZES & DIMENSIONS

Size (Inches)	Size (mm)	A
1/2	15	84
3/4	20	99

Test Pressure (Hydrostatic) - Shell : 48 kg/cm²g (700 psig) Test Pressure (Steam) - Seat : 24.50 kg/cm²g (350 psig)

For Pressure Temperature Rating, refer Page No. 123

Article No.
1092

ZOLOTO®

Cast Steel Parallel Slide Blow Off Valve (Flanged)

HSN Code : 84818030



SALIENT FEATURES

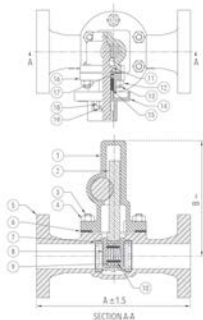
- Flanged Ends to BS 10 Table 'J'.
- Maintains fluid tightness and is easy in operation because of sliding action of discs.
- Discs are kept in close contact with body rings by means of a spring when the valve is under pressure.
- Premium Quality lubricated Gland Packing, Bolted Bonnet.
- Valve is operated by means of Rack and Pinion arrangement, in such a manner that valve is opened fully with half turn of the box key, provided alongwith.
- Gland forms a locking guard which prevents removal of the key unless the valve is closed.

SUITABLE FOR



MATERIALS

P.No.	Name of Part	Material of Construction	Specification	Qty.
1	Bonnet	Cast Steel	IBR 73 - 80 Gr. B	1
2	Rack	Bronze	IBR 282 (a) (iv) Gr. B	1
3	Studs	Alloy Steel	ASTM A 193 Gr. B7	As Reqd.
4	Nuts	H.T Steel	ASTM A 194 Gr. 2H	As Reqd.
5	Body	Cast Steel	IBR 73 - 80 Gr. B	1
6	Gasket	Steam Joining Sheet	IS 2712 Gr. W/3	1
7	Body Seat Ring	Stainless Steel	ASTM A 276 Type 410	1
8	Male Disc	Stainless Steel	ASTM A 276 Type 410	1
9	Female Disc	Stainless Steel	ASTM A 276 Type 410	1
10	Spring	Stainless Steel	IS 4454 Part 4 Gr. 2	1
11	Pinion	Stainless Steel	ASTM A 276 Type 410	1
12	Nuts	H.T Steel	ASTM A 194 Gr. 2H	As Reqd.
13	Studs	Alloy Steel	ASTM A 193 Gr. B7	As Reqd.
14	Gland	Bronze	IBR 282 (a) (iv) Gr. B	1
15	Gland Packing	Braided Graphite	IS 4687	-
16	Stuffing Box	Bronze	IBR 282 (a) (iv) Gr. B	1
17	Gasket	Steam Joining Sheet	IS 2712 Gr. W/3	1
18	Nuts	H.T Steel	ASTM A 194 Gr. 2H	As Reqd.
19	Studs	Alloy Steel	ASTM A 193 Gr. B7	As Reqd.



SIZES & DIMENSIONS

Size (Inches)	Size (mm)	A \approx 1.5	B -
1	25	178	194
1 1/4	32	241	210
1 1/2	40	267	238
2	50	305	261

Test Pressure (Hydrostatic) - Shell : 48 kg/cm²g (700 psig) Test Pressure (Steam) - Seat : 24.50 kg/cm²g (350 psig)

For Pressure Temperature Rating, refer Page No. 123



Article No.
1093

ZOLOTO®

Bronze Landing (Fire Hydrant) Valve (Flanged)

HSN Code : 84818030

SALIENT FEATURES

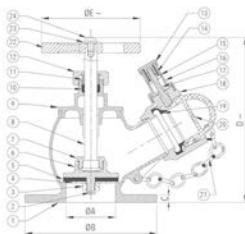
- Design Standard IS 5290.
- Conforming to Type A specification.
- Screwed in Bonnet having instantaneous coupling with single outlet.
- PTFE Gland Packing for longer life and smooth operation of stem.
- Large flow way area to get full flow of water.
- Leakage proof by virtue of elastomer seat.
- Smooth operation of blank cap for quick mounting of water pipe.
- Life long rust free service.

SUITABLE FOR



MATERIALS

P.No.	Name of Part	Material of Construction	Specification	Qty.
1	Body	Bronze	IS 318 Gr. 1TB 2	1
2	Spilt Pin	Brass	---	1
3	Disc Nut	Bronze	IS 318 Gr. 1TB 2	1
4	Washer	Bronze	IS 318 Gr. 1TB 2	1
5	Disc Washer	Rubber	IS 937	1
6	Disc Holder	Bronze	IS 318 Gr. 1TB 2	1
7	Check Nut	Bronze	IS 318 Gr. 1TB 2	1
8	Stem	Brass	IS 319	1
9	Bonnet	Bronze	IS 318 Gr. 1TB 2	1
10	Gland Packing	PTFE	BS EN 12086 - 1	-
11	Gland	Brass	IS 319	1
12	Gland Nut	Bronze	IS 318 Gr. 1TB 2	1
13	Cap	Bronze	IS 318 Gr. 1TB 2	1
14	Spring	Phosphorous Bronze	IS 7608	1
15	Adjusting Ring	Bronze	IS 318 Gr. 1TB 2	1
16	Cam Housing	Bronze	IS 318 Gr. 1TB 2	1
17	Cam Tooth	Brass	IS 319	1
18	Instantaneous Coupling	Bronze	IS 318 Gr. 1TB 2	1
19	Washer	Rubber	IS 937	1
20	Blank Cap	Aluminium / ABS Plastic	IS 617/ ---	1
21	Chain	Carbon Steel	---	1
22	Handwheel	Cast Iron	IS 210 Gr. FG 200	1
23	Washer	Carbon Steel	---	1
24	Bolt	Carbon Steel	---	1



SIZES & DIMENSIONS

Size (Inches)	Size (mm)	OA	OB	C	D -	OE -
3	80	75	200	12	240	150

Test Pressure (Hydrostatic) - Shell : 21 kg/cm² (300 psig) - Seat : 14 kg/cm² (200 psig)



Article No.
1093A

ZOLOTO[®]

Stainless Steel (S.S 304) Landing (Fire Hydrant) Valve (Flanged)

HSN Code : 84818030

SALIENT FEATURES

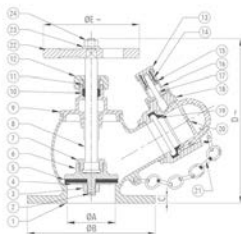
- Design Standard IS 5290.
- Conforming to Type A specification.
- Screwed in Bonnet having instantaneous coupling with single outlet.
- PTFE Gland Packing for longer life and smooth operation of stem.
- Large flow way area to get full flow of water.
- Leakage proof by virtue of elastomer seat.
- Smooth operation of blank cap for quick mounting of water pipe.
- Life long rust free service.

SUITABLE FOR



MATERIALS

P.No.	Name of Part	Material of Construction	Specification	Qty.
1	Body	Stainless Steel	IS 3444 Gr. 1	1
2	Spilt Pin	Stainless Steel	---	1
3	Disc Nut	Stainless Steel	IS 6603 Gr. X04C19Ni9	1
4	Washer	Stainless Steel	IS 6603 Gr. X04C19Ni9	1
5	Disc Washer	Rubber	IS 937	1
6	Disc Holder	Stainless Steel	IS 3444 Gr. 1	1
7	Check Nut	Stainless Steel	IS 3444 Gr. 1	1
8	Stem	Stainless Steel	IS 6603 Gr. X04C19Ni9	1
9	Bonnet	Stainless Steel	IS 3444 Gr. 1	1
10	Gland Packing	PTFE	BS EN 12086 - 1	-
11	Gland	Stainless Steel	IS 3444 Gr. 1	1
12	Gland Nut	Stainless Steel	IS 3444 Gr. 1	1
13	Cap	Stainless Steel	IS 6603 Gr. X04C19Ni9	1
14	Spring	Stainless Steel	IS 4454 Part 4 Gr. 2	1
15	Adjusting Ring	Stainless Steel	IS 6603 Gr. X04C19Ni9	1
16	Cam Housing	Stainless Steel	IS 3444 Gr. 1	1
17	Cam Tooth	Stainless Steel	IS 3444 Gr. 1	1
18	Instantaneous Coupling	Stainless Steel	IS 3444 Gr. 1	1
19	Washer	Rubber	IS 937	1
20	Blank Cap	Aluminium / ABS Plastic	IS 617/ ---	1
21	Chain	Carbon Steel	---	1
22	Handwheel	Cast Iron	IS 210 Gr. FG 200	1
23	Washer	Carbon Steel	---	1
24	Nut	Carbon Steel	---	1



SIZES & DIMENSIONS

Size (Inches)	Size (mm)	OA	OB	C	D -	OE -
3	80	75	200	12	230	150

Test Pressure (Hydrostatic) - Shell : 21 kg/cm² (300 psig) | Seat : 14 kg/cm² (200 psig)

Note : IS 3444 Gr. 1 is equivalent to ASTM A 351 Gr. CF8 (S.S 304).



Article No.
1094

ZOLOTO®

Bronze Spring Loaded Safety Relief Valve,
Open Discharge (Screwed)

HSN Code : 84814000

SALIENT FEATURES

- Screwed Male End to IS 554 / BS 21 / ISO 7.
- Open Discharge Type.
- Metal to Rubber contact seating.

Note : Also available in Metal to Metal contact seating

SUITABLE FOR

STEAM

WATER

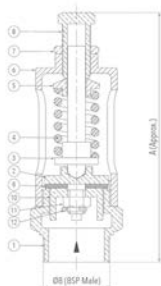
OIL

AIR

GASES

MATERIALS

P.No.	Name of Part	Material of Construction	Specification	Qty.
1	Body	Bronze	IS 318 Gr. LTB 2	1
2	Disc	Bronze	IS 318 Gr. LTB 2	1
3	Stem	Forged Brass	IS 6912 Gr. FLB	1
4	Spring	Spring Steel	EN 47 Gr. B	1
5	Spring Disc	Bronze	IS 318 Gr. LTB 2	1
6	Chamber	Bronze	IS 318 Gr. LTB 2	1
7	Check Nut	Bronze	IS 318 Gr. LTB 2	1
8	Adjusting Screw	Bronze	IS 318 Gr. LTB 2	1
9	Disc Facing	Nitrile Rubber	IS 5192 - 1	1
10	Guide	Bronze	IS 318 Gr. LTB 2	1
11	Nut	Brass	---	1
12	Split Pin	Brass	---	1



SIZES & DIMENSIONS

Size (Inches)	Size (mm)	A -	B
1/2	15	140	1/2"
3/4	20	160	3/4"
1	25	168	1"
1 1/4	32	170	1 1/4"
1 1/2	40	200	1 1/2"
2	50	240	2"

Test Pressure (Hydrostatic) - Shell : 21.10 kg/cm²g (300 psig) - Seat : 10.55 kg/cm²g (150 psig) - Set Pressure Range : 0 - 10 kg/cm²g (Max.)



Article No.
1094A

ZOLOTO®

Bronze Spring Loaded Safety Relief Valve,
Enclosed Discharge (Screwed)

HSN Code : 84814000

SALIENT FEATURES

- Screwed Male End to IS 554 / BS 21 / ISO 7.
- Enclosed Discharge type.
- Metal to Rubber contact seating.

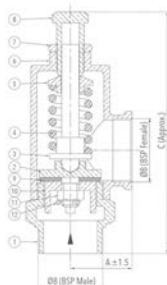
Note : Also available in Metal to Metal contact seating

SUITABLE FOR



MATERIALS

P.No.	Name of Part	Material of Construction	Specification	Qty.
1	Body	Bronze	IS 318 Gr. LTB 2	1
2	Disc	Bronze	IS 318 Gr. LTB 2	1
3	Stem	Forged Brass	IS 6912 Gr. FLB	1
4	Spring	Spring Steel	EN 47 Gr. B	1
5	Spring Disc	Bronze	IS 318 Gr. LTB 2	1
6	Chamber	Bronze	IS 318 Gr. LTB 2	1
7	Check Nut	Bronze	IS 318 Gr. LTB 2	1
8	Adjusting Screw	Bronze	IS 318 Gr. LTB 2	1
9	Disc Facing	Nitrile Rubber	IS 5192 - 1	1
10	Guide	Bronze	IS 318 Gr. LTB 2	1
11	Nut	Brass	---	1
12	Split Pin	Brass	---	1



SIZES & DIMENSIONS

Size (Inches)	Size (mm)	A ±1.5	B	C ~
1/2	15	33	1/2"	146
3/4	20	38.5	3/4"	160
1	25	45	1"	173
1 1/4	32	45	1 1/4"	190
1 1/2	40	57	1 1/2"	220
2	50	57	2"	240

Test Pressure (Hydrostatic) - Shell : 21.10 kg/cm²g (300 psig) - Seat : 10.55 kg/cm²g (150 psig) - Set Pressure Range : 0 - 10 kg/cm²g (Max.)



Article No.
1095

ZOLOTO®

Forged Brass Air Release Valve (Screwed)

HSN Code : 84818090

SALIENT FEATURES

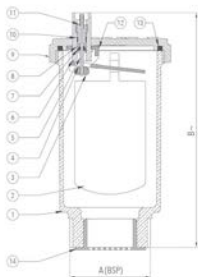
- Screwed male end as per IS 554 / BS 21 / ISO 7.
- Chrome plated forged brass body and cover.
- Full bore.
- Sleek in design, ease of installation.
- Useful device used to release entrapped air in any piping system.
- Smooth inner valves reduce pressure loss.
- Maintains system flow efficiency.
- Brilliant aesthetic look.
- Ergonomic design.

SUITABLE FOR



MATERIALS

P.No.	Name of Part	Material of Construction	Specification	Qty.
1	Body	Forged Brass (Chrome Plated)	IS 6912 Gr. FLB	1
2	Float	Polypropylene	---	1
3	Lock	Polypropylene	---	1
4	Hinge	Polypropylene	---	1
5	Seat	Forged Brass	IS 6912 Gr. FLB	1
6	Chamber	Forged Brass	IS 6912 Gr. FLB	1
7	Ring	Nitrile Rubber	IS 5192 - 1	1
8	Valve	Brass	IS 319 Gr. 2	1
9	Cover	Forged Brass (Chrome Plated)	IS 6912 Gr. FLB	1
10	Ring	Nitrile Rubber	IS 5192 - 1	1
11	Spring	Stainless Steel	Type 304	1
12	Bracket	Polypropylene	---	1
13	O' Ring	Nitrile Rubber	IS 5192 - 1	1
14	Strainer	Plastic	---	1



SIZES & DIMENSIONS

Size (Inches)	Size (mm)	A	B -
1/2	15	1/2"	75
3/4	20	3/4"	95
1	25	1"	97

Test Pressure (Hydrostatic) - Shell : 15 bar (220 psig) - Seat : 10 bar (150 psig)

Pressure Temperature Rating

Temperature (°C)	Working Pressure by Class (bar)			
	Class-150	Class-300	Class-600	Class-900
29 to 38	19.6	51.1	102.1	153.2
50	19.2	50.1	100.2	150.4
100	17.7	46.6	93.2	139.8
150	15.8	45.1	90.2	135.2
200	13.8	43.8	87.6	131.4
250	12.1	41.9	83.9	125.8
300	10.2	39.8	79.6	119.5
325	9.3	38.7	77.4	116.1
350	8.4	37.6	75.1	112.7
375	7.4	36.4	72.7	109.1
400	6.5	34.7	69.4	104.2
425	5.5	28.8	57.5	86.3

Notes

- Flanged Valves are generally supplied undrilled, unless & until specified by the buyer.
- (a) ZOLOTO's Bronze and Brass Forged (All Water line Non-Ferrous) Valves, carry lifetime warranty against any manufacturing defect.
(b) However, all Ferrous Valves irrespective of their application and Non-Ferrous Valves, which are meant to be used for steam application are guaranteed for free replacement against any manufacturing defect for 18 months from the date of invoice or 12 months from the date of installation, whichever ends earlier.
- Each I.B.R Valve can be supplied with a test certificate on Form III C issued by the Director of Boilers, Punjab or any other inspecting authority duly recognized by the Indian Boiler Regulations.
- Please insist for a Material Test Certificate / Drawing (s) of the product (s) as these can very well be provided with the goods.
- Threads to NPT / BSPT or any other standard can also be provided on Customer's demand.
- Valves with Customer's Specifications / Drawings can also be supplied.
- Maximum working temperature for I.B.R Products in Bronze is 225°C, Cast Iron 220°C, for Cast Steel, Forged Steel & Stainless Steel products please refer to the 'Pressure Temperature Rating' table above.
- The shell test pressures and working pressures given in the Catalogue are depicted at an ambient temperature.
- The maximum working temperature for Valves having Rubber Components is 90°C.
- The maximum working temperature for Valves having Teflon Seating is 220°C.
- Valves are recommended only for those Gases & Fluids, which do not react with the material of construction of those specific Valves.
- Gate, Globe, Check & Ball Valves with soldered ends are also available at a nominal extra price.
- Cast Steel & Forged Steel Valves can also be provided with Stellite seating at a nominal extra price.
- In a rare event, there may be variation in Standards / Properties of the materials used as stated, without compromising anywhere on quality and functioning of the product.
- All pressures depicted in psig from its equivalent units in kgs and vice-versa have been rounded off only for convenience.
- Owing to our ever continuous product development, dimensions & materials are subject to change without any prior notice, please.
- Following articles have been discontinued henceforth.
1015, 1016, 1017, 1020, 1021, 1022, 1023, 1024, 1025, 1026, 1027, 1028, 1029, 1030, 1040, 1051, 1056, 1057, 1058, 1059, 1060, 1061, 1062, 1078E, 1079, 1079D & 1080.

Disclaimer

Due Diligence and utmost care has been taken while compiling the HSN Codes of the products. However, legal opinion should essentially be taken from your consultants(s) before implementation of the same in your own system of working.

Drilling Templates for various standards

Size		PN 10				PN 16				PN 25				PN 40			
Inch	mm	F.D	P.C.D	H.D	N.O.H	F.D	P.C.D	H.D	N.O.H	F.D	P.C.D	H.D	N.O.H	F.D	P.C.D	H.D	N.O.H
1/2	15	95	65	14	4	95	65	14	4	95	65	14	4	95	65	14	4
3/4	20	105	75	14	4	105	75	14	4	105	75	14	4	105	75	14	4
1	25	115	85	14	4	115	85	14	4	115	85	14	4	115	85	14	4
1.1/4	32	140	100	18	4	140	100	18	4	140	100	18	4	140	100	18	4
1.1/2	40	150	110	18	4	150	110	18	4	150	110	18	4	150	110	18	4
2	50	165	125	18	4	165	125	18	4	165	125	18	4	165	125	18	4
2.1/2	65	185	145	18	4	185	145	18	4	185	145	18	8	185	145	18	8
3	80	200	160	18	8	200	160	18	8	200	160	18	8	200	160	18	8
4	100	220	180	18	8	220	180	18	8	235	190	22	8	235	190	22	8
5	125	250	210	18	8	250	210	18	8	270	220	26	8	270	220	26	8
6	150	285	240	22	8	285	240	22	8	300	250	26	8	300	250	26	8
8	200	340	295	22	8	340	295	22	12	360	310	26	12	375	320	30	12
10	250	395	350	22	12	405	355	26	12	425	370	30	12	450	385	33	12
12	300	445	400	22	12	460	410	26	12	485	430	30	16	515	450	33	16
14	350	505	460	22	16	520	470	26	16	555	490	33	16	580	510	36	16
16	400	565	515	26	16	580	525	30	16	620	550	36	16	660	585	39	16
18	450	615	565	26	20	640	585	30	20	670	600	36	20	685	610	39	20
20	500	670	620	26	20	715	650	33	20	730	660	36	20	755	670	42	20
24	600	780	725	27	20	840	770	33	20	845	770	36	20	890	795	48	20

Size		ASME B16.5 Class-150				ASME B16.5 Class-300				IS 778 / IS 6392 Table 17				IS 1538 / IS 14846			
Inch	mm	F.D	P.C.D	H.D	N.O.H	F.D	P.C.D	H.D	N.O.H	F.D	P.C.D	H.D	N.O.H	F.D	P.C.D	H.D	N.O.H
1/2	15	90	60.3	15.9	4	95	66.7	15.9	4	95	65	14	4				
3/4	20	100	69.9	15.9	4	115	82.6	19.0	4	105	75	14	4				
1	25	110	79.4	15.9	4	125	88.9	19.0	4	115	85	14	4				
1.1/4	32	115	88.9	15.9	4	135	98.4	19.0	4	140	100	18	4				
1.1/2	40	125	98.4	15.9	4	155	114.3	22.2	4	150	110	18	4				
2	50	150	120.7	19.0	4	165	127.0	19.0	8	165	125	18	4	165	125	19	4
2.1/2	65	180	139.7	19.0	4	190	149.2	22.2	8	185	145	18	4	185	145	19	4
3	80	190	152.4	19.0	4	210	168.3	22.2	8	200	160	18	8	200	160	19	4
4	100	230	190.5	19.0	8	255	200.0	22.2	8	220	180	18	8	220	180	19	8
5	125	255	215.9	22.2	8	280	235.0	22.2	8	250	210	18	8	250	210	19	8
6	150	280	241.3	22.2	8	320	269.9	22.2	12	285	240	22	8	285	240	23	8
8	200	345	298.5	22.2	8	380	330.2	25.4	12	340	295	22	12	340	295	23	8
10	250	405	362.0	25.4	12	445	387.4	28.6	16	405	355	26	12	395	350	23	12
12	300	485	431.8	25.4	12	520	450.8	31.7	16	460	410	26	12	445	400	23	12
14	350	535	476.3	28.6	12	585	514.4	31.7	20	520	470	26	16	505	460	23	16
16	400	595	539.8	28.6	16	650	571.5	34.9	20	580	525	30	16	565	515	28	16
18	450	635	577.9	31.8	16	710	628.6	34.9	24					615	565	28	20
20	500	700	635.0	31.7	20	775	685.8	34.9	24	715	650	33	20	670	620	28	20
24	600	815	749.3	34.9	20	915	812.8	41.3	24	840	770	36	20	780	725	31	20

Size		BS 10 Table 'D'				BS 10 Table 'E'				BS 10 Table 'F'				BS 10 Table 'H'			
Inch	mm	F.D	P.C.D	H.D	N.O.H	F.D	P.C.D	H.D	N.O.H	F.D	P.C.D	H.D	N.O.H	F.D	P.C.D	H.D	N.O.H
1/2	15	95.3	66.7	14.3	4	95.3	66.7	14.3	4	95.3	66.7	14.3	4	114.3	82.6	17.4	4
3/4	20	101.6	73.0	14.3	4	101.6	73.0	14.3	4	101.6	73.0	14.3	4	114.3	82.6	17.4	4
1	25	114.3	82.6	14.3	4	114.3	82.6	14.3	4	120.7	87.3	17.4	4	120.7	87.3	17.4	4
1.1/4	32	120.7	87.3	14.3	4	120.7	87.3	14.3	4	133.4	98.4	17.4	4	133.4	98.4	17.4	4
1.1/2	40	133.4	98.4	14.3	4	133.4	98.4	14.3	4	139.7	104.8	17.4	4	139.7	104.8	17.4	4
2	50	152.4	114.3	17.4	4	152.4	114.3	17.4	4	165.1	127.0	17.4	4	165.1	127.0	17.4	4
2.1/2	65	165.1	127.0	17.4	4	165.1	127.0	17.4	4	184.2	146.1	17.4	8	184.2	146.1	17.4	8
3	80	184.2	146.1	17.4	4	184.2	146.1	17.4	4	203.2	165.1	17.4	8	203.2	165.1	17.4	8
4	100	215.9	177.8	17.4	4	215.9	177.8	17.4	8	228.6	190.5	17.4	8	228.6	190.5	17.4	8
5	125	254.0	209.6	17.4	8	254.0	209.6	17.4	8	279.4	235.0	22.2	8	279.4	235.0	22.2	8
6	150	279.4	235.0	17.4	8	279.4	235.0	22.2	8	304.8	260.4	22.2	12	304.8	260.4	22.2	12
8	200	336.6	292.1	17.4	8	336.6	292.1	22.2	8	368.3	323.9	22.2	12	368.3	323.9	22.2	12
10	250	406.4	355.6	22.2	8	406.4	355.6	22.2	12	431.8	381.0	25.4	12	431.8	381.0	25.4	12
12	300	457.2	406.4	22.2	12	457.2	406.4	25.4	12	489.0	438.2	25.4	16	489.0	438.2	25.4	16
14	350	527.1	469.9	25.4	12	527.1	469.9	25.4	12	552.5	495.3	28.6	16	552.5	495.3	28.6	16
16	400	577.9	520.7	25.4	12	577.9	520.7	25.4	12	609.6	552.5	28.6	20	609.6	552.5	28.6	20
18	450	641.4	584.2	25.4	12	641.4	584.2	25.4	16	673.1	609.6	31.8	20	673.1	609.6	31.8	20
20	500	704.9	641.4	25.4	16	704.9	641.4	25.4	16	736.6	673.1	31.8	24	736.6	673.1	31.8	24
24	600	825.5	755.7	28.6	16	825.5	755.7	31.8	16	850.9	781.1	34.9	24	850.9	781.1	34.9	24

Size		BS 10 Table 'J'				BS 10 Table 'K'				BS 4504 PN 16			
Inch	mm	F.D	P.C.D	H.D	N.O.H	F.D	P.C.D	H.D	N.O.H	F.D	P.C.D	H.D	N.O.H
1/2	15	114.3	82.6	17.4	4	114.3	82.6	17.4	4	95	65	14	4
3/4	20	114.3	82.6	17.4	4	114.3	82.6	17.4	4	105	75	14	4
1	25	120.7	87.3	17.4	4	127.0	95.3	17.4	4	115	85	14	4
1.1/4	32	133.4	98.4	17.4	4	133.4	98.4	17.4	4	140	100	19	4
1.1/2	40	139.7	104.8	17.4	4	152.4	114.3	22.2	4	150	110	19	4
2	50	165.1	127.0	22.2	4	165.1	127.0	17.4	8	165	125	19	4
2.1/2	65	184.2	146.1	22.2	8	184.2	146.1	22.2	8	185	145	19	4
3	80	203.2	165.1	22.2	8	203.2	165.1	22.2	8	200	160	19	8
4	100	228.6	190.5	22.2	8	241.3	196.9	25.4	8	220	180	19	8
5	125	279.4	235.0	25.4	8	279.4	235.0	25.4	12	250	210	19	8
6	150	304.8	260.4	25.4	12	304.8	260.4	25.4	12	285	240	23	8
8	200	368.3	323.9	25.4	12	368.3	317.5	28.6	12	340	295	23	12
10	250	431.8	381.0	28.6	12	431.8	381.0	28.6	16	405	355	28	12
12	300	489.0	438.2	28.6	16	489.0	431.8	31.8	16	460	410	28	12
14	350	552.5	495.3	31.8	16	571.5	508.0	34.9	16	520	470	28	16
16	400	609.6	552.5	31.8	20	628.7	565.2	34.9	20	580	525	31	16
18	450	673.1	609.6	34.9	20	717.6	654.0	38.1	20	640	585	31	20
20	500	736.6	673.1	34.9	24	787.4	711.2	41.3	20	715	650	34	20
24	600	850.9	781.1	38.1	24					840	770	37	20

Enjoying Benefaction

Zoloto Valves reputed for their unique features and exclusive quality, enjoy wide approval and active patronage of numerous Government & Semi-Government Departments, Eminent Industrial Houses, Consultants and Builders, only a few of whom are listed below for general information.

- Engineers India Limited (EIL)
- Hindustan Petroleum Corporation Limited (HPCL)
- Toyo Engineering India Limited
- Projects & Development India Limited (PDIL)
- Indian Farmers Fertiliser Cooperative Limited (IFFCO)
- Steel Authority of India Limited (SAIL)
- Jindal Steel & Power Limited
- Bharat Petroleum Corporation Limited (BPCL)
- Indian Oil Corporation Limited (IOCL)
- National Thermal Power Corporation Limited (NTPC)
- Reliance Industries Limited (RIL)
- ESSAR
- Rajiv Gandhi Thermal Power Plant
- Andhra Pradesh Power Generation Corporation Limited
- Nuclear Power Corporation Limited (NPCL)
- Mangalore Refinery and Petrochemicals Limited (MRPL)
- Oil & Natural Gas Corporation Limited (ONGC)
- Damodar Valley Corporation
- Bhushan Power & Steel Limited
- Hindalco Industries
- Adani Power Limited
- Directorate General of Married Accommodation Project (DG MAP)
- ACC Limited
- Larsen & Toubro Limited (L&T)
- Simplex Infrastructures Limited
- Lanco Infratech Limited
- Patanjali Ayurved Limited
- The India Cements Limited
- Nuvocon Vistas Corporation Limited (formerly Lafarge India Limited)
- Ordinance Factory, Kanpur
- The Kerala Minerals and Metals Limited
- Travancore Cements Limited
- Chattisgarh State Electricity Board
- Ansal Housing & Construction Limited
- Hindustan Zinc Limited
- GMR Group
- Indian Railways (IREPS)
- NCC Limited
- B. G. Shirke Construction Technology Private Limited
- Pune Municipal Corporation
- Maharashtra Jeevan Pradhikaran
- Gujarat Water Supply & Sewerage Board
- Siemens Limited
- Rajasthan Housing Board
- PWD & PHED, West Bengal
- Public Health Engineering Department (PHED), Jaipur
- Public Health Engineering Department (PHED), Bihar
- Military Engineering Services (MES)
- Brihanmumbai Municipal Corporation (BMC)
- New Delhi Municipal Corporation
- Tamil Nadu Public Works Engineering Corporation Limited
- Water Supply and Sewerage Board, Kathmandu, Nepal
- National Federation of Cooperative Sugar Factories Limited
- SQCA, Bhutan
- Mankind Pharma Limited
- Aikem Laboratories Limited
- Bhatiya Rail Bijlee Company Limited (BRBCL)

Our Sales & Marketing Office Spread Out



*Team **ZOLOTO**,
always at your Beck & Call.*



*When the Well runs Dry,
we will know the worth of Water.*

ZOLOTO

*Serving the Nation for more than 5 Decades,
very humbly urges you, to conserve Water ...
for the future generations.*



Download PDF Catalogue



AN ISO 9001 CERTIFIED COMPANY

www.zolotovalves.com

Manufacturers

ZOLOTO INDUSTRIES

Zoloto House, 11th Milestone, Lambra,
Nakodar Road, Jalandhar - 144 026
Punjab, INDIA

Phones

+91 181 4676666 (100 Lines)
+91 181 5096666

Facsimile

+91 181 2792900

E-mail

corporate@zolotovalves.com